



KAITLIN COCHRAN



HILLARY BACH



# ARIZONA STATE

## SUN DEVIL WCWS NOTES

DEFENDING NATIONAL CHAMPIONS | TEMPE REGION & SUPER REGION WINNERS



2009 NCAA

# Women's College World Series

## 3 Washington\*

Game 1  
Noon, May 28  
ESPNHD/E360

## 6 Georgia

Game 5  
6 p.m., May 29  
ESPN2HD/E360

## Missouri

Game 2  
2 p.m., May 28  
ESPNHD/E360

## 10 Arizona St.\*

Game 7  
11 a.m., May 30  
ESPNHD/E360

Game 9  
6 p.m., May 30  
ESPNHD/E360

Game 11  
Noon, May 31  
ESPNHD/E360

Game 13  
(if necessary)  
6 p.m., May 31  
ESPN2HD/E360

Championship Series  
Best Two-of-Three  
Game 1: 7 p.m., June 1  
Game 2: 7 p.m., June 2  
Game 3, if necessary:  
7 p.m., June 3, ESPN2HD/E360

Champion

## 4 Alabama\*

Game 3  
6 p.m., May 28  
ESPNHD/E360

## 5 Michigan

Game 6  
8 p.m., May 29  
ESPN2HD/E360

## 9 Arizona

Game 4  
8 p.m., May 28  
ESPNHD/E360

## 1 Florida\*

Game 8  
1 p.m., May 30  
ESPNHD/E360

Game 10  
8 p.m., May 30  
ESPNHD/E360

Game 12  
2 p.m., May 31  
ESPNHD/E360

Game 14  
(if necessary)  
8 p.m., May 31  
ESPN2HD/E360

\* Denotes home team

Finals played at ASA Hall of Fame Stadium, Oklahoma City, Oklahoma.

Bracket note:

1. If the winner of Game 9 defeats the winner of Game 5, then Game 13 is necessary.
2. If the winner of Game 10 defeats the winner of Game 6, then Game 14 is necessary.
3. If only one if necessary game is needed, it will be played at 6 p.m.

\*Note: The NCAA Division I Softball Committee reserves the right to revise the schedule (i.e. game times) in the event weather conditions and/or media/television commitments require such.

In the first session of the finals, the higher-ranked team is home team. After first-round games, teams shall alternate as home team according to the formula applied by the games committee.

ALL TIMES ARE LOCAL (CENTRAL) TIME

\*\*CONSULT [WWW.NCAA.COM/BROADCAST](http://WWW.NCAA.COM/BROADCAST) UNDER 'TV SCHEDULE' FOR ESPNHD & ESPN2HD LISTINGS AND GAME TIMES\*\*





## 2009 SUN DEVIL SOFTBALL

NCAA WCWS

Tempe, Ariz. • May. 28 - June 3

### 2009 SEASON RESULTS

Overall Record: 46-17

Pac-10 Record: 10-11

| DATE           | OPPONENT             | LOCATION             | TIME/W-L         |
|----------------|----------------------|----------------------|------------------|
| Feb. 6-8       | Kajikawa Classic     | Tempe, Ariz.         | 5 W, 1 L         |
| Feb. 12        | UT-C                 | Farrington           | W; 8-0 (5)       |
| Feb. 13-15     | Littlewood Cla.      | Farrington           | 5 W              |
| Feb. 19-22     | Palm Springs Cla.    | Palm Springs, Calif. | 2 W, 3 L         |
| Feb. 27-Mar. 1 | Wilson/DeMarini      | Farrington           | 5 W              |
| Mar. 6         | S. Dakota State      | Farrington           | 13-0 (5)         |
| Mar. 7         | S. Dakota State      | Farrington           | 14-2 (5)         |
| Mar. 8         | S. Dakota State      | Farrington           | 9-1 (5)          |
| Mar. 12-15     | Judi Garman Cla.     | Fullerton, Calif.    | 4 W, 1 L         |
| Mar. 20&21     | Long Beach St (3 gm) | Farrington           | 3 Ws             |
| Mar. 27        | Oregon*              | Farrington           | 8-0 (5)          |
| Mar. 28        | Oregon State*        | Farrington           | 11-3 (6)         |
| Mar. 29        | Oregon State*        | Farrington           | 8-0 (5)          |
| Apr. 3         | UCLA* (FSN)          | Westwood, Calif.     | W; 5-0           |
| Apr. 4         | Washington*          | Seattle, Wash.       | L; 11-3 (5)      |
| Apr. 5         | Washington*          | Seattle, Wash.       | L; 3-2           |
| Apr. 7         | UNLV (DH)            | Farrington           | 2 Ws (5 innings) |
| Apr. 10        | Arizona*             | Tucson, Ariz.        | L; 10-8          |
| Apr. 11        | Arizona*             | Tucson, Ariz.        | L; 3-2           |
| Apr. 17        | Cal*                 | Farrington           | W; 6-4           |
| Apr. 18        | Stanford*            | Farrington           | L; 7-6 (8)       |
| Apr. 19        | Stanford*            | Farrington           | W; 10-1 (5)      |
| Apr. 24        | Washington*          | Farrington           | W; 9-3           |
| Apr. 25        | UCLA* (FSN)          | Farrington           | L; 9-1 (5)       |
| Apr. 26        | ULCA*                | Farrington           | L; 10-6          |
| Apr. 29        | Arizona*             | Farrington           | L; 10-6          |
| May 1          | Stanford*            | Palo Verde, Calif.   | L; 4-0           |
| May 2          | Cal*                 | Berkeley, Calif.     | L; 4-2           |
| May 3          | Cal*                 | Berkeley, Calif.     | W; 7-3           |
| May 7          | Oregon State*        | Corvallis, Ore.      | L; 5-4           |
| May 8          | Oregon*              | Eugene, Ore.         | W; 5-1           |
| May 9          | Oregon*              | Eugene, Ore.         | W; 5-1           |
| May 15-17      | NCAA Regionals       | Tempe, Ariz.         | 4 W, 1 L         |
| May 23-24      | NCAA Super Reg.      | Tempe, Ariz.         | 2 W              |
| May 28-June 3  | WCWS                 | Oklahoma City, Okla. | All Day          |

### MEDIA RELATIONS

Softball Contact: Kerry Howe  
Office Phone: 480-965-1237  
Cell Phone: 480-254-8345  
Email: kerry.howe@asu.edu

### No. 10 Sun Devil Softball To Dance With The Devil In The Pale Moonlight at Fourth Consecutive WCWS

#### ON TAP:

The Sun Devil Softball squad (46-17 overall) will take their annual vacation to Oklahoma City, OK to bask in the sun at ASA Hall of Fame Stadium in their fourth consecutive appearance, and eighth overall at the WCWS as they gear up to defend their 2008 NCAA Championship. Saddling up to the Sun Devils in the rest of the WCWS bracket are Alabama, Arizona, Florida, Georgia, Michigan, Missouri, Washington.

#### SERIES HISTORY

First up for the Sun Devils in the bracket are the Missouri Tigers, winners of the Los Angeles Super Regional. The Tigers and Sun Devils first tangoed in 1985 and have 13 times since, with ASU holding the 8-5 edge in the series history. The last time ASU and Mizzou met was in 2007 when ASU hosted the Tigers in the Pac-10 vs. Big XII Challenge in Tempe, Ariz. The Sun Devils came out the victor in those meetings with 4-2 and 6-0 wins over the Tigers. All-time under Clint Myers, ASU is 2-0 against Mizzou.


Up next in ASU's bracket are the Georgia Bulldogs, making their first-ever WCWS appearance. All-time against the Bulldogs, ASU is a perfect 2-0 since they first met in 1999. The last time the program met was long before Clint Myer's took the helm, back in the 2001 season where in the third game of the season ASU mercy-ruled the Bulldogs 10-1 in five innings.

Last up in ASU's side of the bracket is a familiar foe in Washington. All-time against the Huskies falls in favor of UW as they've compiled a 17-45 against ASU since 1993. This season in Pac-10 play the Huskies were able to get the better of A State taking two of the three. The Huskies took it to ASU in game one of the series with a 11-3 five inning shellacking and then squeaking out a walk-off 3-2 win in game two. ASU stormed back in the third game giving UW a tough outing with a 9-3 win in Tempe. All-time against the Huskies, Clint Myers is 7-5.

On the other side of the bracket lie a whole new set of obstacles, first being ASU's other Pac-10 rival, Arizona. All-time against UA since 1971, ASU is 83-95 against the 'Cats. This season UA flipped the switch on the Sun Devils as they swept ASU in the series, much like ASU did a year ago. All-time against the 'Cats, big man Clint Myers is 5-8.

The Crimson Tide also pose a threat as they may want a shot at the defending champs as ASU may have seen them last season...twice... in the WCWS, where ASU won 3-1 in both outings. All-time against Alabama ASU is 4-4 since 1998. Clint Myers has a slightly more stable record of 2-0 on Bama.

The Florida Gators enter their second WCWS with the top-seeding in the tournament with everyone looking to take a shot at them, including ASU. After meeting earlier this season where ASU gave up an ugly seven unearned runs, the Florida Gators chomped at the bit, taking an 8-2 win from A State at the Cathedral City Classic. All-time ASU is 2-1 against Florida since 1998 with this season's outing the only in Clint



## QUICK FACTS

### 2009 Facts

2009 Overall Record: ..... 46-17  
 2009 Pac-10 Record/Finish: ..... 10-11/ 6th  
 2008 NFCA/USA Softball Team Ranking: ..... #1/1

### 2008 Review

2008 Record: ..... 66-5  
 2008 Conference Record/Finish: ..... 18-3/1st  
 2008 Postseason Record: ..... 11-0  
 2008 Postseason Finish:.... NCAA National Champions  
 2008 Final Ranking: ..... 1st  
 Letterwinners Returning/Lost: ..... 18/6

### Coaching

Head Coach: ..... Clint Myers, 4th Year  
 Career Record: ..... 654-80  
 Record at ASU: ..... 173-37  
 Associate Head Coach: ..... Robert Wagner, 4th Year  
 Assistant Coach: ..... Kirsten Voak, 4th Year

### History

NCAA Appearances: ..... 22 (Four Consecutive)  
 Best Finish: ..... 2008 - NCAA National Champions  
 Seven WCWS (82, 87, 99, 02, 06, 07, 08 - 3 consecutive)

### School Information

Home Facility: ..... Farrington Stadium (1,535)  
 Founded: ..... 1885  
 Enrollment: ..... 67,084  
 Conference: ..... Pacific-10  
 Nickname: ..... Sun Devils  
 Colors: ..... Maroon and Gold  
 President: ..... Dr. Michael Crow  
 Vice President for Athletics: ..... Lisa Love

### Sports Information Department

Softball SID: ..... Kerry Howe  
 Howe's Email: ..... kerry.howe@asu.edu  
 Howe's Office Phone: ..... 480-965-1237  
 Howe's Cell Phone: ..... 480-254-8345  
 SID Office Phone: ..... 480-965-6592  
 SID Office Fax: ..... 480-965-5408  
 Web Site: ..... www.thesundevils.com

Myer's history at the helm.

Last up is another foe that ASU would like to take another crack at in the Michigan Wolverines. The Sun Devils have already seen the Wolverines this year at the Judi Garman Classic in Fullerton where ASU couldn't keep up with the Michigan bats falling 7-3. While the meeting was the first for Clint Myers against the Wolverines, all-time ASU is an even 8-8 since 1988.

## NON-STOP UNTIL THEY REACH THE TOP

In the polls for 2008, the Sun Devils enjoyed a new record in the rankings section as they attained their highest ranking ever with a #2 ranking coming in Week 2 and continuing until Week 5. The best ranking was saved for the middle of the season....and the end. Number One in all polls. The ranking also marked the first time the Sun Devils have ever surpassed the Arizona Wildcats in ranking and only the second time they have passed UCLA (Last was in 2002.) This season, the Sun Devils have also set a new ranking record as they were awarded a No. 2 preseason ranking by USA Softball, the highest preseason ranking the Devils have ever received.


### Rankings By Weeks: (NFCA/ USA Softball)

Preseason - 2/3

Week 1: 3/4  
 Week 2: 3/7  
 Week 3: 8/11  
 Week 4: 7/10  
 Week 5: 6/11  
 Week 6: 6/11  
 Week 7: 6/9  
 Week 8: 4/8  
 Week 9: 5/8  
 Week 10: 5/8  
 Week 11: 4/8  
 Week 12: 6/9  
 Week 13: 9/11  
 Week 14: 9/12

## WHERE THEY STACK UP

As always, the Sun Devils will play one of the toughest schedules in the country, with the always powerful Pac-10 Conference schedule. Currently, the Pac-10 has six of the eight teams ranked in the top 25, with FIVE in the Top-10 alone and FOUR in the top five. Of eight teams...six made the NCAA tournament and all advanced to the Super Regional Round, three now remain in the WCWS bracket...



## 2009 NFCA POLL WEEK 14

| Rank | Record  | School         |  |
|------|---------|----------------|--|
| 1    | 55-3    | Florida        |  |
| 2    | 41-9    | UCLA*          |  |
| 3    | 41-10   | Washington*    |  |
| 4    | 47-9    | Alabama        |  |
| 5    | 44-9    | Stanford*      |  |
| 6    | 41-14   | Arizona*       |  |
| 7    | 41-10   | Michigan       |  |
| 8    | 39-10   | Georgia        |  |
| 9    | 40-16   | Arizona State* |  |
| 10   | 40-14   | Oklahoma       |  |
| 11   | 44-9    | Ohio State     |  |
| 12   | 45-9    | Missouri       |  |
| 13   | 31-13   | Northwestern   |  |
| 14   | 35-18   | Cal*           |  |
| 15   | 45-11   | North Carolina |  |
| 16   | 43-14   | Florida State  |  |
| 17   | 43-13   | Georgia Tech   |  |
| 18   | 38-16-1 | Tennessee      |  |
| 19   | 47-9    | Louisville     |  |
| 20   | 37-12   | DePaul         |  |
| 21   | 43-11   | ULL            |  |
| 22   | 39-10   | Cal Poly       |  |
| 23   | 32-16-1 | LSU            |  |
| 24   | 38-8    | UMass          |  |
| 25   | 41-15   | Notre Dame     |  |
|      |         |                |  |
|      |         | *-Pac-10 Team  |  |

## LEADERS OF THE PAC

At the end of regular season play in 2008, the Sun Devils claimed their first Pac-10 championship title. After only a few weeks in, the Sun Devils are already dotting their names in both team and individual standings.

### Pac-10 Team Standings:

Wins - Second (46)

Batting average - Second (.327)

On-base percentage - Second (.427)

Slugging Percentage - Second (.548)

Runs scored - Second (431)

Hits - Second (531)

Home runs - Second (86)

RBI's - Second (403)

Total bases - Second (891)

Walks - Second (258)

Doubles - Third (90)

Sac bunts - Third - (32)

Stolen Bases -Fifth (58)

### 2009 Pac-10 Individual Offensive Standings:

Kaitlin Cochran:

On-Base Percentage - FIRST (.615)

Walks - FIRST (63 - 10 intentional)

Slugging Percentage - Second (.905)

Runs Scored - Second (67)

Home Runs - Third (20)

RBI's - Fourth (59)

Batting Average - Fifth (.422)

Total Bases - Fifth (133)

Doubles - Ninth (11)


### 2009 Pac-10 Individual Defensive Standings:

Hillary Bach:

Wins - Third - (30)

Batters Struck Out - Seventh (155)

Batters Struck Out Looking - Seventh (40)

**NC-AATIONALLY FAMOUS**

The Pac-10 isn't the only place that the Sun Devils' stats appeared in 2008. They were also among the top performers in the nation. According to NCAA stats in 2009 (Stats as of 5/19):

**Kaitlin Cochran:**

- Ranked FIRST in on base percentage (.612)
- Ranked 4th in slugging percentage (.917)
- Ranked 4th in home runs (20)
- Ranked 3rd in walks (.97)
- Ranked 9th in home runs per game (.33)
- Ranked 12th in runs per game (1.07)
- Ranked 26th in RBIs per game (.97)
- Ranked 25th in batting average (.424)

**Hillary Bach:**

- Ranked 9th in shutouts (12.0)
- Ranked 11th in victories (28)

**Katelyn Boyd:**


- Ranked 26th in runs batted in per game (1.0)
- Ranked 37th in runs per game (.9)

**Lesley Rogers:**

- Ranked 25th in sacrifice flies (3.0)
- Ranked 27th in triples (3.0)
- Ranked 39th in runs per game (.89)
- Ranked 50th in walks (.6)

**Team:**

- Ranked 2nd in scoring (6.84)
- Ranked 5th in slugging percentage (.549)
- Ranked 6th in home runs per game (1.39)
- Ranked 5th in batting average (.324)
- Ranked 16th in double plays per game (.46)
- Ranked 25th in WL Percentage (.721)
- Ranked 27th in Doubles per game (1.44)

**SMOKING SENIOR**

Senior, three-time First-Team All-American, Kaitlin Cochran looks to kick-off her senior season the same way she did her freshman, sophomore & junior seasons: phenomenally. Some of her personal stats include:

**Hits:**

Current: 62

2007: 92 (A new ASU Single-Season Record)

Career: 313 - FIRST in ASU Career records (6 from tying 10th place in Pac-10 history with Sara Pickering)

**Doubles:**

Current: 11

2008: 19 - NEW ASU Single-Season Record!

Career: 53- FIRST in ASU Career Records over Kara Brun's 50 - Tied for 10th in Pac-10 history

**Triples:**

Current: 0

Career: 10 - 6th place in ASU Career History

**Home Runs:**

Current: 20 - New ASU single-season record (5 from tying for 9th in Pac-10 history)

2007: 18 (First in the Pac-10 - New ASU single-season record)

Career: 68 - FIRST in ASU Career Records over Mindy Cowles' 60 from 2004-08 - 6th in Pac-10 history - 5 to tie for 6th place

**RBI:**

Current: 59

2006 - 61 - Second in ASU Single-Season History

Career: 230 - FIRST ALL TIME IN ASU CAREER HISTORY! (Tied for 10th in Pac-10 history...3 from tying for 9th with Kristen Rivera)

**Runs Scored:**

Current: 67

Career: 272 (3rd in Pac-10 history- 17 from tying for 2nd)

**BB:**

Current: 63

2007: 59 - Led the Pac-10 - 14th in NCAA history

2008: 74 - Led the Pac-10 - 6th in NCAA history


Career: 234 - 3rd in Pac-10 history (6 from 2nd) - 3rd in NCAA history (6 from 2nd)

**IBB:**

2008: 29 - NEW NCAA SINGLE-SEASON RECORD!

Current: 10

Career: 64 - 3rd in NCAA history, 4 to tie 2nd

**TEAM WITH A DREAM:**

While the 2009 Sun Devil Softball team is chasing a consecutive NCAA title, they have other goals in mind. In the 2006, 2007 & 2008 seasons they broke almost every offensive record in ASU history, and they're looking to break them yet again. Some of the records they set in 2008 and look to re-set are:

**Runs:**

ASU Season Record: 480 - Set in 2008

Current total: 431

**Doubles:**

ASU Season Record: 107 - Set in 2008

Current total: 90

**Home Runs:**

ASU Season Record: 99 - Set in 2008 - 7th in NCAA history

Current: 86

**RBIs:**

ASU Season Record: 439 - Set in 2008

Current: 402

**BB:**

ASU Season Record: 301 - Set in 2008 - NCAA RECORD!

Current: 258

**Wins:**

Record: 66 - Set in 2008 - 3rd in NCAA history

Current: 46

**RUNS IN SCORING POSITION?**

Last year the Sun Devil offense has had an affinity for starting off ahead. This year's squad is no exception, though might be even better as they seem to surge in the middle of games as well since most of their 431 runs have been scored in the second, third and fifth innings with 86 in the second, 76 in the third, and 76 in the fifth.


**BIG POWER, LITTLE PACKAGE**

Sophomore transfer from Louisville, Kaylyn Castillo showed up on ASU's doorstep this season and has refused to produce nothing but power. The tiny catcher has a quick arm behind the plate and even quicker bat while at it. She's currently batting .336 with 39 RBIs and six home runs for a .514 slugging percentage, one long ball coming against UCLA in Westwood and another a game-winning grand slam against Cal.

**BEAT EM' TO THE SCOREBOARD**

Sun Devils have a goal of ensuring they put up runs before their opponents do...and when they have scored first this season, they're 32-2.





### **DON'T CALL IT A COMEBACK...**

Don't count them out if they can't post the first run though, as they're still 14-15 on the season when their opponent takes it to them first.

### **ASU'S MAGIC LOTTO NUMBERS...5, 7, 9, 2 & 6?**

The Sun Devils have a peculiar sort of stat this season in that games in which ASU scores EXACTLY five runs they are 10-0 on the season...and games when they score exactly seven or nine runs...they're 3-0.

Oddly enough the magic works the other way as well, for when opponents score exactly two runs in a game... ASU is 8-0...and when they score exactly six...2-0...funny how things work...

### **HOME SWEEEEET HOME**

The Sun Devils have found their home at Farrington Stadium to be a welcome one. Last season they held a 43-2 overall record at home, as well as an 9-1 Pac-10 record. They're currently 36-6 playing in Farrington Stadium in 2009.

### **WE'VE GOT OUR EYE ON YOU...**

The Amateur Softball Association, the National Governing Body of Softball in the United States, has selected its 'Top 50 Watch List' for the 7th Annual USA Softball National Collegiate Player of the Year Award. This award, which is considered one of the most prestigious honors in women's collegiate softball, is designed to recognize outstanding athletic achievement by female collegiate softball players across the country.


This season three-time First-Team All-American Kaitlin Cochran was again added to the Watch List for the third consecutive season and has made the cut yet again to the Top Three Finalists, all of which who will be flown out to Oklahoma City for the USA Softball Player of the Year announcement at the WCWS Opening Ceremonies.

### **OH MERCY, MERCY ME...**

The Sun Devils seem to have a habit of giving opponents a bit of mercy. Out of 45 games, ASU has mercy-ruled opponents 17 times. One a 20-5 win over South Alabama at the Wilson/DiMarini Invitational. In addition, their first weekend of Pac-10 conference play, ASU swept the Oregon schools with three straight run-rule victories, the first time in ASU program history that they run-ruled an entire Pac-10 weekend. The Sun Devils also topped the UNLV Rebels on April 7 with a 20-15 win and a 15-2 win. They tacked another one on the second-ranked team in the nation as well, with a 10-1 win in five over Stanford on April 19. In another note...they added yet another one in Game Two of the Tempe Super Regional with an 11-0 win.

### **YOU MIGHT WANT TO MAKE A NOTE...**

A State isn't just satisfied with season records and winning. They're etching their name all over the NCAA record books in single-game fun as well. Against UNLV on April 7, ASU hit 10 home runs in their 20-10 win over the Rebels, which ties the NCAA all-time single-game record. On the day they hit 15 home runs, adding five more in game two of that double-header.



## **BRING YOUR GREEN HAT...WE'RE GOING STREAKING!**

The Sun Devils won't be streaking through the quads, but they will be streaking through this season. Some of the more notable streaks ASU has been on this season is:

- Kaitlin Cochran's seven consecutive games with a home run
- Kaylyn Castillo's team-high 16 game hitting streak.
- Kaitlin Cochran collected a 13 game hitting streak
- Katelyn Boyd collected a 12 game hitting streak...and rides a five game streak
- Jessica Mapes 12 game hitting streak...back on a three game streak.

## **OH BOYD, OH BOYD...**

Froshie Katelyn Boyd has come to play this year as she currently has 17 multiple hit games and 15 multiple RBI games on the season. Now go carry the water Froshie!


## **A TALL, WILLOWY MAPLE?**

Senior, Jessica Mapes has really come into her own this season as she wants to go out with a bang. Not only has the tiny outfielder increased her batting average by over 100 points, she also has claimed the best season in her career. She claimed a 12 game hitting streak, which was snapped in Game Six of the Tempe Regional and holds the team high of 27 multiple hit games with 24 two hit games and three games with three hits. She also was a finalist for the Lowe's Senior Class Award and graduated in May with a degree in Family and Human Development with an unheard of 4.11 GPA!

## **HERE'S A LITTLE STORY THAT MUST BE TOLD...**

While the ladies of A State deserve pimp status, let's talk about the ringleader of them all, Clint Myers. A former Sun Devil catcher on the ASU CWS runner-up teams of the 70s, ASU has climbed to new heights under his leadership. Just a few notes on ASU's fearless leader...

- Currently holds a 219-54 record in four years at the helm of ASU...with one NCAA Championship
- As a career softball coach, Myers is 700-97 in 14 years
- Has posted a 12-1 record in regional play since arriving at ASU and is 8-0 in Super Regional action. Overall he is 26-5 in postseason play.
- Has posted a 78-8 record at home in the past two seasons.
- Has led ASU to four straight WCWS appearances (a program record) and four straight Super Regional appearances (also a program record).
- Is 6-4 in WCWS games in the last three seasons, with a 5-0 record in 2008.
- The 2008 Sun Devils led the nation in hits (611), run (480) and home runs (99) and their 480 runs is 8th-best in NCAA history.



## Sun Devil Sballin record when ...

Home: 36-6

Away: 4-7

Neutral: 6-4

Day games: 27-10

Night games: 19-7

vs Left starter: 5-2

vs Right starter: 41-15

1-Run games: 3-5

2-Run games: 3-3

5+Run games: 26-5

Extra innings: 1-1

Shutouts: 16-2

Scoring 0-2 runs: 0-8

..... 3-5 runs 15-5

..... 6-9 runs 15-4

..... 10+ runs 16-0

Opponent 0-2 runs: 30-1

..... 3-5 runs 11-5

..... 6-9 runs 4-6

..... 10+ runs 1-5

Scored in 1st inning: 23-2

Opp. scored in 1st: 11-13

Scores first: 32-2

Opp. scores first: 14-15

After 4 leading: 41-2

..... trailing: 4-14

..... tied: 1-1

After 5 leading: 29-1

..... trailing: 2-11

..... tied: 1-2

After 6 leading: 28-1

..... trailing: 0-12

..... tied: 1-1

Hit 0 home runs: 10-7

... 1 home run: 17-7

... 2+ home runs: 19-3

Opponent 0 home runs: 26-1

..... 1 home run: 15-5

..... 2+ HRs: 5-11

Made 0 errors: 22-4

.... 1 error: 13-8

.... 2+ errors: 11-5

Opp. made 0 errors: 12-8

..... 1 error: 15-5

..... 2+ errors: 19-4

Out-hit opponent: 37-5

Out-hit by opponent: 7-11

Hits are tied: 2-1

Weekday games: 5-3

Friday games: 17-4

Saturday games: 14-6

Sunday games: 10-4

After eating Picnic Company: 16-3

After eating Munch-a-mania: 8-2



## 2009 USA SOFTBALL POLL - WEEK 14

| Rank | Record  | School                |
|------|---------|-----------------------|
| 1    | 55-3    | Florida               |
| 2    | 41-9    | UCLA*                 |
| 3    | 47-9    | Alabama               |
| 4    | 41-10   | Washington*           |
| 5    | 44-9    | Stanford*             |
| 6    | 41-10   | Michigan              |
| 7    | 41-14   | Arizona*              |
| 8    | 39-10   | Georgia               |
| 9    | 40-14   | Oklahoma              |
| 10   | 44-9    | Ohio State            |
| 11   | 45-9    | Missouri              |
| 12   | 40-16   | <b>Arizona State*</b> |
| 13   | 31-13   | Northwestern          |
| 14   | 43-13   | Georgia Tech          |
| 15   | 38-16-1 | Tennessee             |
| 16   | 35-18   | Cal*                  |
| 17   | 45-11   | North Carolina        |
| 18   | 47-9    | Louisville            |
| 19   | 37-12   | DePaul                |
| 20   | 43-14   | Florida St.           |
| 21   | 38-8    | UMass                 |
| 22   | 39-10   | Cal Poly              |
| 23   | 32-16-1 | LSU                   |
| 24   | 43-11   | ULL                   |
| 25   | 35-18   | Fresno St.            |
|      |         |                       |

## 2009 SUN DEVIL ROSTER

| <b>Numerical</b> |                         |       |     |      |     |      |  |  |
|------------------|-------------------------|-------|-----|------|-----|------|--|--|
| No.              | Name                    | Pos.  | B/T | Hgt. | Yr. | Exp. |  |  |
| 2                | Caylyn Carlson          | OF    | R/R | 5-3  | Jr. | 2V   |  |  |
| 4                | Megan Elliott           | P     | R/R | 5-10 | Jr. | 2V   |  |  |
| 5                | Christina Zambrana      | INF   | R/R | 5-6  | Fr. | HS   |  |  |
| 6                | Renee Welty             | C     | R/R | 5-8  | Sr. | 1V   |  |  |
| 8                | Lesley Rogers           | OF    | R/R | 5-6  | So. | 1V   |  |  |
| 9                | Sarah Rice              | C     | R/R | 5-4  | So. | 1V   |  |  |
| 10               | Hillary Bach            | P     | R/R | 6-2  | Fr. | HS   |  |  |
| 11               | Krista Donnenwirth      | IF    | R/R | 5-11 | So. | 1V   |  |  |
| 12               | Jessica Mapes           | OF    | L/R | 5-1  | Sr. | 3V   |  |  |
| 14               | Clarissa Andorfer-Lopez | IF/OF | L/R | 5-2  | Jr. | 2V   |  |  |
| 15               | Katie Crabb             | IF    | R/R | 5-10 | Jr. | 2V   |  |  |
| 16               | Kaitlin Cochran         | OF    | L/L | 5-9  | Sr. | 3V   |  |  |
| 17               | Katelyn Boyd            | IF    | R/L | 5-5  | Fr. | HS   |  |  |
| 18               | Michelle Nulliner       | 2B    | R/R | 5-7  | So. | 1V   |  |  |
| 22               | Talor Haro              | OF    | R/R | 5-6  | Fr. | HS   |  |  |
| 23               | Lexi Anderson           | INF   | L/L | 5-7  | Fr. | HS   |  |  |
| 24               | Aurora Pangallo         | OF    | R/R | 5-6  | Fr. | HS   |  |  |
| 25               | Brooke Neuman           | IF    | R/R | 5-7  | Sr. | 1V   |  |  |
| 26               | Nikole Afusia           | C     | R/R | 5-7  | Fr. | HS   |  |  |
| 27               | Kaylyn Castillo         | C     | R/R | 5-2  | So. | TR   |  |  |
| 36               | Mandy Urfer             | IF    | R/R | 5-10 | So. | 1V   |  |  |
| 63               | Megan Ellsworth         | P     | R/R | 5-11 | Fr. | HS   |  |  |
| 77               | Dani Rae Lougheed       | OF    | L/L | 5-9  | So. | 1V   |  |  |
| 88               | Annie Lockwood          | INF   | R/R | 5-8  | Fr. | HS   |  |  |
| 99               | Ashley Muenz            | IF    | R/R | 5-4  | So. | 1V   |  |  |

**Head Coach:** Clint Myers 4th Year at ASU (Arizona State '76)

**Associate Head Coach:** Robert Wagner, 4th Year (Washington '95);

**Assistant Coach:** Kirsten Voak, 4th Year (Arizona State '02)





**Kaitlin Cochran**  
Senior - OF  
Yorba Linda, Calif.

- 2006, 2007 & 2008 NFCA First Team All-American
- 2007, 2008 & 2009 Pac-10 Player of the Year
- 2006, 2007, 2008 & 2009 NFCA All-Pacific Region First-Team
- 2007, 2008 & 2009 ESPN/CoSIDA All-Academic First-Team
- 2007, 2008 & 2009 Finalist For USA Softball National POY

Kaitlin Cochran thus far in this season and throughout her career has led the nation in nearly every offensive category at one point in the season. The Pac-10 Player of Year still holds the nation's leading on-base percentage and ranks top 10 in batting average, slugging percentage, home runs, home runs per game and is ranked in RBI per game. She has broken every ASU offensive career and single-season record and now continues to climb up the Pac-10 and NCAA record books in hits, doubles, home runs, slugging percentage, on base percentage, walks and intentional walks. Cochran is hitting .424 on the season with 65 runs scored. She has drawn an incredible 59 walks with 59 RBI. In Pac-10 play, she has still hit an impressive .404 with 17 RBI and a slugging percentage of 0.915. Cochran earned the Pac-10 Player of the Week on March 31 as well as earned first-time honors.

In 2009 alone, Cochran has:

- Led the Pac-10 in nearly every offensive category at one point.
- Increased her runs scored total with less at-bats than the 2008 season. Scores 57% of the time she reaches base.
- Has reset the ASU single-season homerun record of 18 which she formerly held with her current 20.
- Is third in NCAA History for career intentional base on balls (49)
- Led the nation in on-base percentage...highest in her career currently.
- Broken ASU career records in homeruns, hits, doubles and RBIs...creeping up Pac-10 & NCAA records in all as well.

#### 2009 Accolades & Awards:

- Named Pac-10 Player of the Week
- Pac-10 Player of the Year (Third consecutive, a first in Pac-10 history - Was Pac-10 Newcomer of the Year in 2006)
- Named to the Louisville Slugger/NFCA All-Pacific Region First Team
- Named to the ESPN the Magazine's CoSIDA Academic All-American First Team
- Named to the top 3 finalists for USA Softball's National Player of the Year Award for the second time in her career.

#### Career Stats

| Year      | Avg  | GP-GS   | AB  | R   | H   | 2B | 3B | HR | RBI | TB  | SLG% | BB  | IBB | SO | OB%  | SF | SH | SB-ATT | E | FLD%  |
|-----------|------|---------|-----|-----|-----|----|----|----|-----|-----|------|-----|-----|----|------|----|----|--------|---|-------|
| 2006....  | .437 | 68-68   | 190 | 47  | 83  | 8  | 4  | 17 | 61  | 150 | .789 | 38  | 11  | 25 | .547 | 3  | 0  | 12-17  | 0 | 1.000 |
| 2007..... | .497 | 69-69   | 187 | 72  | 92  | 16 | 2  | 18 | 59  | 166 | .888 | 59  | 15  | 14 | .624 | 4  | 0  | 27-31  | 1 | .982  |
| 2008....  | .439 | 70-70   | 171 | 84  | 75  | 19 | 4  | 13 | 48  | 140 | .825 | 72  | 29  | 15 | .623 | 1  | 3  | 9-12   | 1 | .977  |
| 2009....  | .422 | 63-63   | 147 | 67  | 62  | 11 | 0  | 20 | 59  | 133 | .905 | 63  | 10  | 24 | .615 | 2  | 1  | 17-17  | 1 | .985  |
| TOTAL.... | .449 | 269-269 | 695 | 270 | 312 | 54 | 10 | 68 | 227 | 589 | .852 | 229 | 63  | 78 | .602 | 10 | 4  | 65-77  | 3 | .986  |

**THREE-TIME PAC-10 PLAYER OF THE YEAR**  
**2006, 2007 & 2008 NFCA FIRST TEAM ALL-AMERICAN**  
**TOP THREE FINALIST FOR USA SOFTBALL PLAYER OF THE YEAR**

The Automated ScoreBook  
Overall Statistics for Arizona State (as of May 25, 2009)  
(All games Sorted by Batting avg)

Record: 46-17 Home: 35-5 Away: 5-8 Neutral: 6-4 Conference: 10-11

| Player                | avg  | gp-gs | ab   | r   | h   | 2b | 3b | hr | rbi | tb  | slg% | bb  | hp | so  | gdp | ob%  | sf | sh | sb-att | po   | a   | e  | fld%  |
|-----------------------|------|-------|------|-----|-----|----|----|----|-----|-----|------|-----|----|-----|-----|------|----|----|--------|------|-----|----|-------|
| Cochran, Kaitlin      | .422 | 63-63 | 147  | 67  | 62  | 11 | 0  | 20 | 59  | 133 | .905 | 63  | 14 | 24  | 0   | .615 | 2  | 1  | 17-17  | 61   | 6   | 1  | .985  |
| Mapes, Jessica        | .400 | 59-58 | 185  | 50  | 74  | 13 | 1  | 1  | 18  | 92  | .497 | 19  | 4  | 27  | 0   | .466 | 0  | 5  | 7-9    | 39   | 1   | 0  | 1.000 |
| Haro, Taylor          | .392 | 45-13 | 51   | 20  | 20  | 3  | 0  | 0  | 10  | 23  | .451 | 5   | 0  | 8   | 0   | .439 | 1  | 0  | 4-5    | 2    | 0   | 0  | 1.000 |
| Castillo, Kaylyn      | .336 | 46-42 | 140  | 18  | 47  | 7  | 0  | 6  | 39  | 72  | .514 | 6   | 2  | 13  | 0   | .367 | 2  | 1  | 1-1    | 135  | 17  | 2  | .987  |
| Crabb, Katie          | .330 | 45-38 | 88   | 22  | 29  | 6  | 0  | 3  | 16  | 44  | .500 | 15  | 3  | 10  | 0   | .439 | 1  | 3  | 0-0    | 213  | 9   | 3  | .987  |
| Rogers, Lesley        | .329 | 57-55 | 149  | 50  | 49  | 10 | 3  | 3  | 29  | 74  | .497 | 31  | 2  | 25  | 0   | .443 | 3  | 12 | 5-5    | 53   | 4   | 4  | .934  |
| Boyd, Katelyn         | .325 | 63-63 | 191  | 56  | 62  | 17 | 1  | 10 | 59  | 111 | .581 | 18  | 2  | 15  | 1   | .387 | 1  | 2  | 14-14  | 103  | 122 | 12 | .949  |
| Donnenwirth, Krista   | .323 | 59-59 | 164  | 31  | 53  | 8  | 0  | 9  | 46  | 88  | .537 | 26  | 2  | 20  | 0   | .415 | 3  | 2  | 0-0    | 56   | 117 | 6  | .966  |
| Zambrana, Christina   | .311 | 28-11 | 45   | 10  | 14  | 0  | 0  | 5  | 17  | 29  | .644 | 8   | 0  | 16  | 0   | .415 | 0  | 1  | 0-0    | 22   | 15  | 5  | .881  |
| Carlson, Caylyn       | .281 | 58-43 | 114  | 25  | 32  | 6  | 0  | 7  | 29  | 59  | .518 | 13  | 0  | 28  | 1   | .352 | 1  | 0  | 1-1    | 43   | 20  | 1  | .984  |
| Urfer, Mandy          | .264 | 46-25 | 72   | 18  | 19  | 3  | 0  | 8  | 25  | 46  | .639 | 12  | 2  | 21  | 0   | .384 | 0  | 0  | 1-1    | 218  | 8   | 3  | .987  |
| Welty, Renee          | .264 | 33-31 | 72   | 12  | 19  | 1  | 0  | 7  | 18  | 41  | .569 | 8   | 4  | 17  | 0   | .369 | 0  | 2  | 0-0    | 114  | 12  | 1  | .992  |
| Muenz, Ashley         | .253 | 46-38 | 87   | 23  | 22  | 3  | 1  | 5  | 22  | 42  | .483 | 19  | 1  | 11  | 0   | .389 | 1  | 1  | 4-4    | 57   | 58  | 9  | .927  |
| Ware, Jessica         | .219 | 19-12 | 32   | 7   | 7   | 0  | 0  | 0  | 5   | 7   | .219 | 3   | 1  | 7   | 0   | .306 | 0  | 2  | 1-1    | 22   | 24  | 7  | .868  |
| -----                 |      |       |      |     |     |    |    |    |     |     |      |     |    |     |     |      |    |    |        |      |     |    |       |
| Andorfer-Lo, Clarissa | .667 | 14-0  | 3    | 6   | 2   | 0  | 0  | 0  | 0   | 2   | .667 | 0   | 0  | 0   | 0   | .667 | 0  | 0  | 1-1    | 0    | 0   | 0  | .000  |
| Afusia, Nikole        | .333 | 13-0  | 12   | 0   | 4   | 1  | 0  | 0  | 2   | 5   | .417 | 1   | 0  | 1   | 0   | .385 | 0  | 0  | 0-0    | 6    | 0   | 0  | 1.000 |
| Neuman, Brooke        | .333 | 9-1   | 6    | 1   | 2   | 0  | 0  | 0  | 2   | 2   | .333 | 3   | 0  | 1   | 0   | .556 | 0  | 0  | 0-0    | 1    | 5   | 0  | 1.000 |
| Nulliner, Michelle    | .320 | 28-7  | 25   | 12  | 8   | 0  | 0  | 1  | 3   | 11  | .440 | 3   | 0  | 9   | 0   | .393 | 0  | 0  | 2-3    | 13   | 9   | 4  | .846  |
| Lockwood, Annie       | .250 | 14-3  | 16   | 2   | 4   | 1  | 0  | 1  | 3   | 8   | .500 | 2   | 0  | 7   | 0   | .333 | 0  | 0  | 0-0    | 5    | 1   | 0  | 1.000 |
| Anderson, Lexi        | .222 | 12-3  | 9    | 1   | 2   | 0  | 0  | 0  | 0   | 2   | .222 | 2   | 0  | 3   | 0   | .364 | 0  | 0  | 0-0    | 4    | 6   | 0  | 1.000 |
| Rice, Sarah           | .000 | 7-0   | 8    | 0   | 0   | 0  | 0  | 0  | 1   | 0   | .000 | 0   | 0  | 0   | 0   | .000 | 0  | 0  | 0-0    | 0    | 0   | 0  | .000  |
| Lougheed, Dani Rae    | .000 | 5-2   | 7    | 0   | 0   | 0  | 0  | 0  | 0   | 0   | .000 | 1   | 0  | 1   | 0   | .125 | 0  | 0  | 0-0    | 2    | 0   | 0  | 1.000 |
| Elliott, Megan        | .000 | 2-2   | 3    | 0   | 0   | 0  | 0  | 0  | 0   | 0   | .000 | 0   | 0  | 1   | 0   | .000 | 0  | 0  | 0-0    | 4    | 13  | 1  | .944  |
| Pangallo, Aurora      | .000 | 1-0   | 0    | 0   | 0   | 0  | 0  | 0  | 0   | 0   | .000 | 0   | 0  | 0   | 0   | .000 | 0  | 0  | 0-0    | 0    | 0   | 0  | .000  |
| Totals                | .327 | 63    | 1626 | 431 | 531 | 90 | 6  | 86 | 403 | 891 | .548 | 258 | 37 | 265 | 2   | .427 | 15 | 32 | 58-62  | 1185 | 517 | 63 | .964  |
| Opponents             | .255 | 63    | 1523 | 215 | 389 | 51 | 1  | 65 | 201 | 637 | .418 | 117 | 38 | 232 | 5   | .323 | 6  | 42 | 25-33  | 1123 | 417 | 81 | .950  |

LOB - Team (414), Opp (326). DPs turned - Team (30), Opp (11). IBB - Team (11), Cochran 10, Donnenwirth 1, Opp (3). Picked off - Boyd 2, Andorfer-Lop 1, Rogers 1, Castillo 1, Zambrana 1, Crabb 1, Cochran 1.

(All games Sorted by Earned run avg)

| Player           | era  | w-l   | app | gs | cg | sho  | sv | ip    | h   | r   | er  | bb  | so  | 2b | 3b | hr | b/avg | wp | hp | bk | sfa | sha |
|------------------|------|-------|-----|----|----|------|----|-------|-----|-----|-----|-----|-----|----|----|----|-------|----|----|----|-----|-----|
| Bach, Hillary    | 2.86 | 30-9  | 43  | 38 | 33 | 14/0 | 1  | 244.2 | 236 | 113 | 100 | 52  | 155 | 29 | 1  | 40 | .252  | 3  | 24 | 0  | 3   | 31  |
| Ellsworth, Megan | 3.83 | 6-1   | 11  | 5  | 4  | 0/0  | 0  | 38.1  | 47  | 26  | 21  | 3   | 22  | 7  | 0  | 7  | .301  | 0  | 2  | 0  | 0   | 4   |
| Elliott, Megan   | 3.94 | 10-7  | 26  | 20 | 11 | 2/0  | 0  | 112.0 | 106 | 76  | 63  | 62  | 55  | 15 | 0  | 18 | .247  | 17 | 12 | 0  | 3   | 7   |
| Totals           | 3.26 | 46-17 | 63  | 63 | 48 | 16/0 | 1  | 395.0 | 389 | 215 | 184 | 117 | 232 | 51 | 1  | 65 | .255  | 20 | 38 | 0  | 6   | 42  |
| Opponents        | 6.84 | 17-46 | 63  | 63 | 34 | 2/0  | 1  | 374.1 | 531 | 431 | 366 | 258 | 265 | 90 | 6  | 86 | .327  | 32 | 37 | 3  | 15  | 32  |

PB - Team (10), Castillo 5, Welty 5, Opp (16). Pickoffs - Team (0), Opp (7). SBA/ATT - Welty (15-19), Bach (14-18), Castillo (10-14), Elliott (9-10), Ellsworth (2-5).

The Automated ScoreBook  
Overall Statistics for Arizona State (as of May 25, 2009)  
(All games Sorted by Fielding pct)

| Player                | c    | po   | a   | e  | fld%  | dp | sba | csb | sba% | pb | ci |
|-----------------------|------|------|-----|----|-------|----|-----|-----|------|----|----|
| Mapes, Jessica        | 40   | 39   | 1   | 0  | 1.000 | 0  | 0   | 0   | .000 | 0  | 0  |
| Anderson, Lexi        | 10   | 4    | 6   | 0  | 1.000 | 0  | 0   | 0   | .000 | 0  | 0  |
| Neuman, Brooke        | 6    | 1    | 5   | 0  | 1.000 | 0  | 0   | 0   | .000 | 0  | 0  |
| Lockwood, Annie       | 6    | 5    | 1   | 0  | 1.000 | 0  | 0   | 0   | .000 | 0  | 0  |
| Afusia, Nikole        | 6    | 6    | 0   | 0  | 1.000 | 0  | 0   | 0   | .000 | 0  | 0  |
| Lougheed, Dani Rae    | 2    | 2    | 0   | 0  | 1.000 | 0  | 0   | 0   | .000 | 0  | 0  |
| Haro, Taylor          | 2    | 2    | 0   | 0  | 1.000 | 0  | 0   | 0   | .000 | 0  | 0  |
| Welty, Renee          | 127  | 114  | 12  | 1  | .992  | 1  | 15  | 4   | .789 | 5  | 0  |
| Castillo, Kaylyn      | 154  | 135  | 17  | 2  | .987  | 0  | 10  | 4   | .714 | 5  | 0  |
| Urfer, Mandy          | 229  | 218  | 8   | 3  | .987  | 13 | 0   | 0   | .000 | 0  | 0  |
| Crabb, Katie          | 225  | 213  | 9   | 3  | .987  | 10 | 0   | 0   | .000 | 0  | 0  |
| Cochran, Kaitlin      | 68   | 61   | 6   | 1  | .985  | 0  | 0   | 0   | .000 | 0  | 0  |
| Carlson, Caylyn       | 64   | 43   | 20  | 1  | .984  | 3  | 0   | 0   | .000 | 0  | 0  |
| Donnenwirth, Krista   | 179  | 56   | 117 | 6  | .966  | 10 | 0   | 0   | .000 | 0  | 0  |
| Bach, Hillary         | 80   | 12   | 65  | 3  | .963  | 4  | 14  | 4   | .778 | 0  | 0  |
| Boyd, Katelyn         | 237  | 103  | 122 | 12 | .949  | 13 | 0   | 0   | .000 | 0  | 0  |
| Elliott, Megan        | 18   | 4    | 13  | 1  | .944  | 1  | 9   | 1   | .900 | 0  | 0  |
| Rogers, Lesley        | 61   | 53   | 4   | 4  | .934  | 0  | 0   | 0   | .000 | 0  | 0  |
| Muenz, Ashley         | 124  | 57   | 58  | 9  | .927  | 10 | 0   | 0   | .000 | 0  | 0  |
| Zambrana, Christina   | 42   | 22   | 15  | 5  | .881  | 2  | 0   | 0   | .000 | 0  | 0  |
| Ware, Jessica         | 53   | 22   | 24  | 7  | .868  | 4  | 0   | 0   | .000 | 0  | 0  |
| Nulliner, Michelle    | 26   | 13   | 9   | 4  | .846  | 1  | 0   | 0   | .000 | 0  | 0  |
| Ellsworth, Megan      | 6    | 0    | 5   | 1  | .833  | 0  | 2   | 3   | .400 | 0  | 0  |
| Pangallo, Aurora      | 0    | 0    | 0   | 0  | .000  | 0  | 0   | 0   | .000 | 0  | 0  |
| Andorfer-Lo, Clarissa | 0    | 0    | 0   | 0  | .000  | 0  | 0   | 0   | .000 | 0  | 0  |
| Rice, Sarah           | 0    | 0    | 0   | 0  | .000  | 0  | 0   | 0   | .000 | 0  | 0  |
| Totals                | 1765 | 1185 | 517 | 63 | .964  | 30 | 25  | 8   | .758 | 10 | 0  |
| Opponents             | 1621 | 1123 | 417 | 81 | .950  | 11 | 58  | 4   | .935 | 16 | 0  |

Hitting minimums - 1 Games 30 AB

Pitching minimums - 1 Games

The Automated ScoreBook  
Overall Statistics for Arizona State (as of May 25, 2009)  
(NCAA Postseason Stats Sorted by Batting avg)

Record: 6-1 Home: 5-0 Away: 1-1 Conference: 0-0

| Player              | avg   | gp-gs | ab  | r  | h  | 2b | 3b | hr | rbi | tb | slg%  | bb | hp | so | gdp | ob%   | sf | sh | sb-att | po  | a  | e | fld%  |
|---------------------|-------|-------|-----|----|----|----|----|----|-----|----|-------|----|----|----|-----|-------|----|----|--------|-----|----|---|-------|
| -----               |       |       |     |    |    |    |    |    |     |    |       |    |    |    |     |       |    |    |        |     |    |   |       |
| Lockwood, Annie     | 1.000 | 1-0   | 1   | 0  | 1  | 0  | 0  | 0  | 0   | 1  | 1.000 | 0  | 0  | 0  | 0   | 1.000 | 0  | 0  | 0-0    | 0   | 0  | 0 | .000  |
| Haro, Taylor        | .667  | 6-5   | 12  | 4  | 8  | 0  | 0  | 0  | 5   | 8  | .667  | 2  | 0  | 0  | 0   | .667  | 1  | 0  | 0-0    | 0   | 0  | 0 | .000  |
| Afusia, Nikole      | .500  | 3-0   | 2   | 0  | 1  | 1  | 0  | 0  | 0   | 2  | 1.000 | 1  | 0  | 0  | 0   | .667  | 0  | 0  | 0-0    | 0   | 0  | 0 | .000  |
| Mapes, Jessica      | .450  | 7-7   | 20  | 9  | 9  | 0  | 0  | 0  | 1   | 9  | .450  | 5  | 0  | 4  | 0   | .560  | 0  | 1  | 0-1    | 11  | 0  | 0 | 1.000 |
| Cochran, Kaitlin    | .421  | 7-7   | 19  | 8  | 8  | 0  | 0  | 0  | 1   | 8  | .421  | 6  | 1  | 0  | 0   | .577  | 0  | 0  | 3-3    | 7   | 1  | 0 | 1.000 |
| Crabb, Katie        | .385  | 7-6   | 13  | 3  | 5  | 1  | 0  | 0  | 2   | 6  | .462  | 3  | 1  | 0  | 0   | .529  | 0  | 1  | 0-0    | 29  | 0  | 1 | .967  |
| Donnenwirth, Krista | .350  | 7-7   | 20  | 3  | 7  | 1  | 0  | 1  | 9   | 11 | .550  | 4  | 0  | 2  | 0   | .440  | 1  | 1  | 0-0    | 13  | 13 | 2 | .929  |
| Castillo, Kaylyn    | .348  | 7-7   | 23  | 0  | 8  | 0  | 0  | 0  | 4   | 8  | .348  | 1  | 1  | 1  | 0   | .385  | 1  | 0  | 0-0    | 19  | 2  | 1 | .955  |
| Carlson, Caylyn     | .333  | 7-2   | 9   | 2  | 3  | 0  | 0  | 0  | 0   | 3  | .333  | 0  | 0  | 3  | 0   | .333  | 0  | 0  | 0-0    | 3   | 12 | 0 | 1.000 |
| Rogers, Lesley      | .316  | 7-7   | 19  | 3  | 6  | 2  | 0  | 1  | 4   | 11 | .579  | 1  | 0  | 4  | 0   | .350  | 0  | 0  | 0-0    | 5   | 0  | 0 | 1.000 |
| Boyd, Katelyn       | .250  | 7-7   | 20  | 4  | 5  | 2  | 0  | 1  | 5   | 10 | .500  | 2  | 0  | 1  | 0   | .318  | 0  | 0  | 1-1    | 17  | 13 | 2 | .938  |
| Muenz, Ashley       | .200  | 6-5   | 10  | 0  | 2  | 0  | 0  | 0  | 4   | 2  | .200  | 2  | 0  | 0  | 0   | .308  | 1  | 0  | 0-0    | 8   | 8  | 0 | 1.000 |
| Welty, Renee        | .167  | 3-2   | 6   | 0  | 1  | 0  | 0  | 0  | 0   | 1  | .167  | 0  | 0  | 2  | 0   | .167  | 0  | 0  | 0-0    | 2   | 0  | 0 | 1.000 |
| Urfer, Mandy        | .000  | 7-1   | 5   | 0  | 0  | 0  | 0  | 0  | 0   | 0  | .000  | 0  | 0  | 2  | 0   | .000  | 0  | 0  | 0-0    | 16  | 1  | 0 | 1.000 |
| Anderson, Lexi      | .000  | 1-0   | 1   | 0  | 0  | 0  | 0  | 0  | 0   | 0  | .000  | 0  | 0  | 0  | 0   | .000  | 0  | 0  | 0-0    | 0   | 0  | 0 | .000  |
| Zambrana, Christina | .000  | 1-0   | 1   | 0  | 0  | 0  | 0  | 0  | 0   | 0  | .000  | 0  | 0  | 0  | 0   | .000  | 0  | 0  | 0-0    | 0   | 0  | 0 | .000  |
| Nulliner, Michelle  | .000  | 5-0   | 0   | 3  | 0  | 0  | 0  | 0  | 0   | 0  | .000  | 0  | 0  | 0  | 0   | .000  | 0  | 0  | 0-0    | 0   | 0  | 0 | .000  |
| Totals              | .354  | 7     | 181 | 39 | 64 | 7  | 0  | 3  | 35  | 80 | .442  | 27 | 3  | 19 | 0   | .437  | 4  | 3  | 4-5    | 132 | 58 | 6 | .969  |
| Opponents           | .206  | 7     | 155 | 14 | 32 | 3  | 0  | 4  | 14  | 47 | .303  | 9  | 7  | 17 | 1   | .279  | 1  | 6  | 1-2    | 123 | 50 | 9 | .951  |

LOB - Team (56), Opp (32). DP's turned - Team (4), Opp (1). IBB - Team (4), Cochran 4. Picked off - Rogers 1.

(NCAA Postseason Stats Sorted by Earned run avg)

| Player           | era   | w-l | app | gs | cg | sho | sv | ip   | h  | r  | er | bb | so | 2b | 3b | hr | b/avg | wp | hp | bk | sfa | sha |
|------------------|-------|-----|-----|----|----|-----|----|------|----|----|----|----|----|----|----|----|-------|----|----|----|-----|-----|
| Ellsworth, Megan | 0.00  | 0-0 | 1   | 0  | 0  | 0/0 | 0  | 2.0  | 2  | 0  | 0  | 0  | 0  | 0  | 0  | 0  | .333  | 0  | 0  | 0  | 0   | 0   |
| Bach, Hillary    | 1.02  | 6-0 | 7   | 6  | 6  | 5/0 | 0  | 41.0 | 28 | 7  | 6  | 5  | 17 | 3  | 0  | 3  | .196  | 0  | 6  | 0  | 1   | 6   |
| Elliott, Megan   | 49.00 | 0-1 | 1   | 1  | 0  | 0/0 | 0  | 1.0  | 2  | 7  | 7  | 4  | 0  | 0  | 0  | 1  | .333  | 1  | 1  | 0  | 0   | 0   |
| Totals           | 2.07  | 6-1 | 7   | 7  | 6  | 5/0 | 0  | 44.0 | 32 | 14 | 13 | 9  | 17 | 3  | 0  | 4  | .206  | 1  | 7  | 0  | 1   | 6   |
| Opponents        | 5.98  | 1-6 | 7   | 7  | 3  | 0/0 | 0  | 41.0 | 64 | 39 | 35 | 27 | 19 | 7  | 0  | 3  | .354  | 4  | 3  | 0  | 4   | 3   |

PB - Team (2), Castillo 1, Welty 1, Opp (1). Pickoffs - Team (0), Opp (1). SBA/ATT - Bach (1-2), Castillo (1-2).



The Automated ScoreBook  
Overall Statistics for Arizona State (as of May 25, 2009)  
(NCAA Postseason Stats Sorted by Fielding pct)

| Player              | c   | po  | a  | e | fld%  | dp | sba | csb | sba% | pb | ci |
|---------------------|-----|-----|----|---|-------|----|-----|-----|------|----|----|
| Urfer, Mandy        | 17  | 16  | 1  | 0 | 1.000 | 2  | 0   | 0   | .000 | 0  | 0  |
| Muenz, Ashley       | 16  | 8   | 8  | 0 | 1.000 | 1  | 0   | 0   | .000 | 0  | 0  |
| Carlson, Caylyn     | 15  | 3   | 12 | 0 | 1.000 | 1  | 0   | 0   | .000 | 0  | 0  |
| Mapes, Jessica      | 11  | 11  | 0  | 0 | 1.000 | 0  | 0   | 0   | .000 | 0  | 0  |
| Bach, Hillary       | 10  | 2   | 8  | 0 | 1.000 | 0  | 1   | 1   | .500 | 0  | 0  |
| Cochran, Kaitlin    | 8   | 7   | 1  | 0 | 1.000 | 0  | 0   | 0   | .000 | 0  | 0  |
| Rogers, Lesley      | 5   | 5   | 0  | 0 | 1.000 | 0  | 0   | 0   | .000 | 0  | 0  |
| Welty, Renee        | 2   | 2   | 0  | 0 | 1.000 | 0  | 0   | 0   | .000 | 1  | 0  |
| Crabb, Katie        | 30  | 29  | 0  | 1 | .967  | 2  | 0   | 0   | .000 | 0  | 0  |
| Castillo, Kaylyn    | 22  | 19  | 2  | 1 | .955  | 0  | 1   | 1   | .500 | 1  | 0  |
| Boyd, Katelyn       | 32  | 17  | 13 | 2 | .938  | 2  | 0   | 0   | .000 | 0  | 0  |
| Donnenwirth, Krista | 28  | 13  | 13 | 2 | .929  | 1  | 0   | 0   | .000 | 0  | 0  |
| Haro, Taylor        | 0   | 0   | 0  | 0 | .000  | 0  | 0   | 0   | .000 | 0  | 0  |
| Afusia, Nikole      | 0   | 0   | 0  | 0 | .000  | 0  | 0   | 0   | .000 | 0  | 0  |
| Anderson, Lexi      | 0   | 0   | 0  | 0 | .000  | 0  | 0   | 0   | .000 | 0  | 0  |
| Zambrana, Christina | 0   | 0   | 0  | 0 | .000  | 0  | 0   | 0   | .000 | 0  | 0  |
| Lockwood, Annie     | 0   | 0   | 0  | 0 | .000  | 0  | 0   | 0   | .000 | 0  | 0  |
| Ellsworth, Megan    | 0   | 0   | 0  | 0 | .000  | 0  | 0   | 0   | .000 | 0  | 0  |
| Elliott, Megan      | 0   | 0   | 0  | 0 | .000  | 0  | 0   | 0   | .000 | 0  | 0  |
| Nulliner, Michelle  | 0   | 0   | 0  | 0 | .000  | 0  | 0   | 0   | .000 | 0  | 0  |
| Totals              | 196 | 132 | 58 | 6 | .969  | 4  | 1   | 1   | .500 | 2  | 0  |
| Opponents           | 182 | 123 | 50 | 9 | .951  | 1  | 4   | 1   | .800 | 1  | 0  |

Hitting minimums - 1 Games 30 AB

Pitching minimums - 1 Games

The Automated ScoreBook  
Conference statistics for Arizona State (as of May 10, 2009)  
(Conference games only Sorted by Batting avg)

Record: 10-11 Home: 6-4 Away: 4-7 Conference: 10-11

| Player              | avg  | gp-gs | ab  | r   | h   | 2b | 3b | hr | rbi | tb  | slg% | bb | hp | so  | gdp | ob%  | sf | sh | sb-att | po  | a   | e  | fld%  |
|---------------------|------|-------|-----|-----|-----|----|----|----|-----|-----|------|----|----|-----|-----|------|----|----|--------|-----|-----|----|-------|
| Mapes, Jessica      | .423 | 21-21 | 71  | 14  | 30  | 7  | 0  | 1  | 4   | 40  | .563 | 5  | 1  | 12  | 0   | .468 | 0  | 0  | 3-3    | 17  | 0   | 0  | 1.000 |
| Cochran, Kaitlin    | .404 | 21-21 | 47  | 21  | 19  | 3  | 0  | 7  | 17  | 43  | .915 | 23 | 5  | 9   | 0   | .618 | 1  | 1  | 3-3    | 22  | 4   | 0  | 1.000 |
| Castillo, Kaylyn    | .333 | 19-19 | 60  | 7   | 20  | 5  | 0  | 3  | 19  | 34  | .567 | 3  | 0  | 7   | 0   | .359 | 1  | 0  | 0-0    | 54  | 10  | 0  | 1.000 |
| Donnenwirth, Krista | .273 | 21-21 | 66  | 8   | 18  | 3  | 0  | 3  | 9   | 30  | .455 | 3  | 0  | 7   | 0   | .304 | 0  | 0  | 0-0    | 19  | 33  | 3  | .945  |
| Rogers, Lesley      | .267 | 20-20 | 60  | 16  | 16  | 4  | 0  | 1  | 4   | 23  | .383 | 6  | 1  | 10  | 0   | .343 | 0  | 7  | 3-3    | 24  | 3   | 3  | .900  |
| Crabb, Katie        | .257 | 19-16 | 35  | 6   | 9   | 1  | 0  | 1  | 5   | 13  | .371 | 6  | 1  | 3   | 0   | .372 | 1  | 0  | 0-0    | 71  | 4   | 0  | 1.000 |
| Boyd, Katelyn       | .242 | 21-21 | 62  | 16  | 15  | 6  | 0  | 2  | 13  | 27  | .435 | 7  | 1  | 5   | 0   | .324 | 1  | 1  | 2-2    | 45  | 46  | 3  | .968  |
| Carlson, Caylyn     | .194 | 20-15 | 36  | 9   | 7   | 2  | 0  | 3  | 9   | 18  | .500 | 3  | 0  | 13  | 1   | .256 | 0  | 0  | 0-0    | 19  | 8   | 0  | 1.000 |
| -----               |      |       |     |     |     |    |    |    |     |     |      |    |    |     |     |      |    |    |        |     |     |    |       |
| Haro, Taylor        | .333 | 13-2  | 9   | 3   | 3   | 0  | 0  | 0  | 2   | 3   | .333 | 0  | 0  | 3   | 0   | .333 | 0  | 0  | 3-3    | 0   | 0   | 0  | .000  |
| Welty, Renee        | .273 | 10-9  | 22  | 2   | 6   | 0  | 0  | 1  | 3   | 9   | .409 | 4  | 2  | 6   | 0   | .429 | 0  | 0  | 0-0    | 26  | 2   | 0  | 1.000 |
| Zambrana, Christina | .263 | 10-4  | 19  | 3   | 5   | 0  | 0  | 3  | 6   | 14  | .737 | 2  | 0  | 8   | 0   | .333 | 0  | 0  | 0-0    | 8   | 5   | 3  | .813  |
| Nulliner, Michelle  | .250 | 9-1   | 4   | 2   | 1   | 0  | 0  | 0  | 1   | 1   | .250 | 0  | 0  | 3   | 0   | .250 | 0  | 0  | 0-0    | 1   | 2   | 0  | 1.000 |
| Urfer, Mandy        | .150 | 17-5  | 20  | 1   | 3   | 0  | 0  | 1  | 4   | 6   | .300 | 2  | 0  | 7   | 0   | .227 | 0  | 0  | 0-0    | 61  | 4   | 1  | .985  |
| Muenz, Ashley       | .148 | 18-13 | 27  | 4   | 4   | 0  | 0  | 1  | 5   | 7   | .259 | 5  | 1  | 4   | 0   | .303 | 0  | 1  | 1-1    | 21  | 21  | 4  | .913  |
| Elliott, Megan      | .000 | 1-1   | 3   | 0   | 0   | 0  | 0  | 0  | 0   | 0   | .000 | 0  | 0  | 1   | 0   | .000 | 0  | 0  | 0-0    | 0   | 5   | 0  | 1.000 |
| Anderson, Lexi      | .000 | 1-1   | 1   | 0   | 0   | 0  | 0  | 0  | 0   | 0   | .000 | 0  | 0  | 1   | 0   | .000 | 0  | 0  | 0-0    | 2   | 0   | 0  | 1.000 |
| Afusia, Nikole      | .000 | 1-0   | 1   | 0   | 0   | 0  | 0  | 0  | 0   | 0   | .000 | 0  | 0  | 0   | 0   | .000 | 0  | 0  | 0-0    | 0   | 0   | 0  | .000  |
| Lockwood, Annie     | .000 | 1-0   | 1   | 0   | 0   | 0  | 0  | 0  | 0   | 0   | .000 | 0  | 0  | 1   | 0   | .000 | 0  | 0  | 0-0    | 0   | 0   | 0  | .000  |
| Pangallo, Aurora    | .000 | 1-0   | 0   | 0   | 0   | 0  | 0  | 0  | 0   | 0   | .000 | 0  | 0  | 0   | 0   | .000 | 0  | 0  | 0-0    | 0   | 0   | 0  | .000  |
| Totals              | .287 | 21    | 544 | 112 | 156 | 31 | 0  | 27 | 101 | 268 | .493 | 69 | 12 | 100 | 1   | .377 | 4  | 10 | 15-15  | 396 | 169 | 19 | .967  |
| Opponents           | .287 | 21    | 520 | 91  | 149 | 20 | 0  | 38 | 85  | 283 | .544 | 54 | 14 | 73  | 2   | .368 | 1  | 19 | 16-18  | 400 | 142 | 20 | .964  |

LOB - Team (127), Opp (121). DPs turned - Team (8), Opp (4). IBB - Team (1), Cochran 1, Opp (3). Picked off - Cochran 1, Zambrana 1, Castillo 1.

(Conference games only Sorted by Earned run avg)

| Player           | era   | w-l   | app | gs | cg | sho | sv | ip    | h   | r   | er | bb | so  | 2b | 3b | hr | b/avg | wp | hp | bk | sfa | sha |
|------------------|-------|-------|-----|----|----|-----|----|-------|-----|-----|----|----|-----|----|----|----|-------|----|----|----|-----|-----|
| Bach, Hillary    | 3.88  | 8-8   | 16  | 16 | 13 | 3/0 | 0  | 95.2  | 104 | 61  | 53 | 34 | 58  | 13 | 0  | 27 | .279  | 1  | 8  | 0  | 0   | 16  |
| Elliott, Megan   | 4.69  | 2-3   | 8   | 5  | 4  | 0/0 | 0  | 34.1  | 36  | 25  | 23 | 20 | 15  | 6  | 0  | 10 | .273  | 1  | 6  | 0  | 1   | 3   |
| Ellsworth, Megan | 14.00 | 0-0   | 1   | 0  | 0  | 0/0 | 0  | 2.0   | 9   | 5   | 4  | 0  | 0   | 1  | 0  | 1  | .600  | 0  | 0  | 0  | 0   | 0   |
| Totals           | 4.24  | 10-11 | 21  | 21 | 17 | 3/0 | 0  | 132.0 | 149 | 91  | 80 | 54 | 73  | 20 | 0  | 38 | .287  | 2  | 14 | 0  | 1   | 19  |
| Opponents        | 5.04  | 11-10 | 21  | 21 | 10 | 1/0 | 1  | 133.1 | 156 | 112 | 96 | 69 | 100 | 31 | 0  | 27 | .287  | 15 | 12 | 2  | 4   | 10  |

PB - Team (3), Castillo 2, Welty 1, Opp (5). Pickoffs - Team (0), Opp (3). SBA/ATT - Bach (8-10), Welty (10-10), Castillo (6-8), Elliott (7-7), Ellsworth (1-1).

The Automated ScoreBook  
Conference statistics for Arizona State (as of May 10, 2009)  
(Conference games only Sorted by Fielding pct)

| Player              | c   | po  | a   | e  | fld%  | dp | sba | csb | sba%  | pb | ci |
|---------------------|-----|-----|-----|----|-------|----|-----|-----|-------|----|----|
| Crabb, Katie        | 75  | 71  | 4   | 0  | 1.000 | 2  | 0   | 0   | .000  | 0  | 0  |
| Castillo, Kaylyn    | 64  | 54  | 10  | 0  | 1.000 | 0  | 6   | 2   | .750  | 2  | 0  |
| Welty, Renee        | 28  | 26  | 2   | 0  | 1.000 | 1  | 10  | 0   | 1.000 | 1  | 0  |
| Carlson, Caylyn     | 27  | 19  | 8   | 0  | 1.000 | 2  | 0   | 0   | .000  | 0  | 0  |
| Cochran, Kaitlin    | 26  | 22  | 4   | 0  | 1.000 | 0  | 0   | 0   | .000  | 0  | 0  |
| Mapes, Jessica      | 17  | 17  | 0   | 0  | 1.000 | 0  | 0   | 0   | .000  | 0  | 0  |
| Elliott, Megan      | 5   | 0   | 5   | 0  | 1.000 | 0  | 7   | 0   | 1.000 | 0  | 0  |
| Nulliner, Michelle  | 3   | 1   | 2   | 0  | 1.000 | 1  | 0   | 0   | .000  | 0  | 0  |
| Anderson, Lexi      | 2   | 2   | 0   | 0  | 1.000 | 0  | 0   | 0   | .000  | 0  | 0  |
| Ellsworth, Megan    | 1   | 0   | 1   | 0  | 1.000 | 0  | 1   | 0   | 1.000 | 0  | 0  |
| Urfer, Mandy        | 66  | 61  | 4   | 1  | .985  | 2  | 0   | 0   | .000  | 0  | 0  |
| Boyd, Katelyn       | 94  | 45  | 46  | 3  | .968  | 5  | 0   | 0   | .000  | 0  | 0  |
| Donnenwirth, Krista | 55  | 19  | 33  | 3  | .945  | 1  | 0   | 0   | .000  | 0  | 0  |
| Bach, Hillary       | 29  | 6   | 21  | 2  | .931  | 1  | 8   | 2   | .800  | 0  | 0  |
| Muenz, Ashley       | 46  | 21  | 21  | 4  | .913  | 2  | 0   | 0   | .000  | 0  | 0  |
| Rogers, Lesley      | 30  | 24  | 3   | 3  | .900  | 0  | 0   | 0   | .000  | 0  | 0  |
| Zambrana, Christina | 16  | 8   | 5   | 3  | .813  | 1  | 0   | 0   | .000  | 0  | 0  |
| Haro, Taylor        | 0   | 0   | 0   | 0  | .000  | 0  | 0   | 0   | .000  | 0  | 0  |
| Afusia, Nikole      | 0   | 0   | 0   | 0  | .000  | 0  | 0   | 0   | .000  | 0  | 0  |
| Lockwood, Annie     | 0   | 0   | 0   | 0  | .000  | 0  | 0   | 0   | .000  | 0  | 0  |
| Pangallo, Aurora    | 0   | 0   | 0   | 0  | .000  | 0  | 0   | 0   | .000  | 0  | 0  |
| Totals              | 584 | 396 | 169 | 19 | .967  | 8  | 16  | 2   | .889  | 3  | 0  |
| Opponents           | 562 | 400 | 142 | 20 | .964  | 4  | 15  | 0   | 1.000 | 5  | 0  |

Hitting minimums - 1 Games 30 AB  
Pitching minimums - 1 Games

The Automated ScoreBook  
Games Summary for Arizona State (as of May 25, 2009)  
(All games)

|                  |    |    |    |    |    |    |    |   |       |
|------------------|----|----|----|----|----|----|----|---|-------|
| Score by innings | 1  | 2  | 3  | 4  | 5  | 6  | 7  | 8 | Total |
| Arizona State    | 67 | 86 | 76 | 64 | 76 | 47 | 14 | 1 | 431   |
| Opponents        | 58 | 30 | 44 | 25 | 27 | 17 | 13 | 1 | 215   |

Record when ...

|                      |       |                      |      |
|----------------------|-------|----------------------|------|
| Overall              | 46-17 | After 4 leading      | 41-2 |
| Conference           | 10-11 | ..... trailing       | 4-14 |
| Non-Conference       | 36-6  | ..... tied           | 1-1  |
| Home games           | 35-5  | After 5 leading      | 29-1 |
| Away games           | 5-8   | ..... trailing       | 2-11 |
| Neutral site         | 6-4   | ..... tied           | 1-2  |
| Day games            | 27-10 | After 6 leading      | 28-1 |
| Night games          | 19-7  | ..... trailing       | 0-12 |
| vs Left starter      | 5-2   | ..... tied           | 1-1  |
| vs Right starter     | 41-15 |                      |      |
| 1-Run games          | 3-5   | Hit 0 home runs      | 10-7 |
| 2-Run games          | 3-3   | ... 1 home run       | 17-7 |
| 5+Run games          | 26-5  | ... 2+ home runs     | 19-3 |
| Extra innings        | 1-1   |                      |      |
| Shutouts             | 16-2  | Opponent 0 home runs | 26-1 |
|                      |       | ..... 1 home run     | 15-5 |
|                      |       | ..... 2+ HRs         | 5-11 |
| Scoring 0-2 runs     | 0-8   |                      |      |
| ..... 3-5 runs       | 15-5  | Made 0 errors        | 22-4 |
| ..... 6-9 runs       | 15-4  | .... 1 error         | 13-8 |
| ..... 10+ runs       | 16-0  | .... 2+ errors       | 11-5 |
| Opponent 0-2 runs    | 30-1  |                      |      |
| ..... 3-5 runs       | 11-5  | Opp. made 0 errors   | 12-8 |
| ..... 6-9 runs       | 4-6   | ..... 1 error        | 15-5 |
| ..... 10+ runs       | 1-5   | ..... 2+ errors      | 19-4 |
| Scored in 1st inning | 23-2  | Out-hit opponent     | 37-5 |
| Opp. scored in 1st   | 11-13 | Out-hit by opponent  | 7-11 |
| Scores first         | 32-2  | Hits are tied        | 2-1  |
| Opp. scores first    | 14-15 |                      |      |

Record when team scores:

|      |     |     |     |     |     |      |     |     |     |     |      |
|------|-----|-----|-----|-----|-----|------|-----|-----|-----|-----|------|
| Runs | 0   | 1   | 2   | 3   | 4   | 5    | 6   | 7   | 8   | 9   | 10+  |
| W-L  | 0-2 | 0-1 | 0-5 | 3-2 | 2-3 | 10-0 | 5-3 | 3-0 | 4-1 | 3-0 | 16-0 |

Record when opponent scores:

|      |      |     |     |     |     |     |     |     |     |     |     |
|------|------|-----|-----|-----|-----|-----|-----|-----|-----|-----|-----|
| Runs | 0    | 1   | 2   | 3   | 4   | 5   | 6   | 7   | 8   | 9   | 10+ |
| W-L  | 16-0 | 6-1 | 8-0 | 5-2 | 5-2 | 1-1 | 2-0 | 2-3 | 0-2 | 0-1 | 1-5 |

Record when leading after:

|      |      |      |      |      |      |      |
|------|------|------|------|------|------|------|
| Inn. | 1    | 2    | 3    | 4    | 5    | 6    |
| W-L  | 20-1 | 29-1 | 38-1 | 41-2 | 29-1 | 28-1 |

Record when trailing after:

|      |      |      |      |      |      |      |
|------|------|------|------|------|------|------|
| Inn. | 1    | 2    | 3    | 4    | 5    | 6    |
| W-L  | 6-13 | 5-13 | 6-13 | 4-14 | 2-11 | 0-12 |

Record when tied after:

|      |      |      |     |     |     |     |
|------|------|------|-----|-----|-----|-----|
| Inn. | 1    | 2    | 3   | 4   | 5   | 6   |
| W-L  | 20-3 | 12-3 | 2-3 | 1-1 | 1-2 | 1-1 |

Current winning streak: 5

Longest winning streak: 11

Longest losing streak: 6

Home attendance : 43666 ( 40 dates avg = 1091 )

Away attendance : 12267 ( 23 dates avg = 533 )

Total attendance: 55933 ( 63 dates avg = 887 )



The Automated ScoreBook  
Miscellaneous Stats for Arizona State (as of May 25, 2009)  
(All games)

| Multiple Hit Games  | 2   | 3  | 4 | 5+ | Total |
|---------------------|-----|----|---|----|-------|
| Mapes, Jessica      | 24  | 3  | - | -  | 27    |
| Boyd, Katelyn       | 14  | 3  | - | -  | 17    |
| Rogers, Lesley      | 13  | 2  | - | -  | 15    |
| Cochran, Kaitlin    | 12  | 3  | - | -  | 15    |
| Donnenwirth, Krista | 8   | 3  | - | -  | 11    |
| Castillo, Kaylyn    | 7   | 4  | - | -  | 11    |
| Carlson, Caylyn     | 7   | -  | - | -  | 7     |
| Crabb, Katie        | 6   | 1  | - | -  | 7     |
| Urfer, Mandy        | 5   | -  | - | -  | 5     |
| Haro, Taylor        | 3   | 2  | - | -  | 5     |
| Zambrana, Christina | 3   | 1  | - | -  | 4     |
| Welty, Renee        | 2   | 1  | - | -  | 3     |
| Muenz, Ashley       | 3   | -  | - | -  | 3     |
| Anderson, Lexi      | 1   | -  | - | -  | 1     |
| Nulliner, Michelle  | 1   | -  | - | -  | 1     |
| TEAM                | 109 | 23 | 0 | 0  | 132   |

| Multiple RBI Games  | 2  | 3  | 4 | 5+ | Total |
|---------------------|----|----|---|----|-------|
| Cochran, Kaitlin    | 7  | 7  | 2 | 1  | 17    |
| Boyd, Katelyn       | 9  | 2  | 3 | 1  | 15    |
| Donnenwirth, Krista | 5  | 4  | 1 | -  | 10    |
| Castillo, Kaylyn    | 7  | 2  | 1 | -  | 10    |
| Urfer, Mandy        | 6  | 3  | - | -  | 9     |
| Carlson, Caylyn     | 5  | 1  | 1 | -  | 7     |
| Rogers, Lesley      | 6  | 1  | - | -  | 7     |
| Zambrana, Christina | 2  | 2  | 1 | -  | 5     |
| Muenz, Ashley       | 2  | 2  | - | -  | 4     |
| Welty, Renee        | 2  | 1  | - | 1  | 4     |
| Mapes, Jessica      | 4  | -  | - | -  | 4     |
| Haro, Taylor        | 2  | 1  | - | -  | 3     |
| Crabb, Katie        | 1  | 1  | - | -  | 2     |
| Afusia, Nikole      | 1  | -  | - | -  | 1     |
| Lockwood, Annie     | 1  | -  | - | -  | 1     |
| TEAM                | 60 | 27 | 9 | 3  | 99    |

| Hitting Streaks       | Longest | Current |
|-----------------------|---------|---------|
| Castillo, Kaylyn      | 16      | -       |
| Cochran, Kaitlin      | 13      | -       |
| Mapes, Jessica        | 12      | 3       |
| Boyd, Katelyn         | 12      | 5       |
| Donnenwirth, Krista   | 8       | 1       |
| Carlson, Caylyn       | 6       | 1       |
| Welty, Renee          | 5       | 1       |
| Rogers, Lesley        | 5       | 4       |
| Crabb, Katie          | 5       | 1       |
| Haro, Taylor          | 4       | 4       |
| Urfer, Mandy          | 3       | -       |
| Muenz, Ashley         | 3       | 2       |
| Nulliner, Michelle    | 3       | -       |
| Ware, Jessica         | 3       | 2       |
| Andorfer-Lo, Clarissa | 2       | 2       |
| Afusia, Nikole        | 2       | -       |
| Zambrana, Christina   | 2       | -       |
| Lockwood, Annie       | 1       | 1       |
| Neuman, Brooke        | 1       | 1       |
| Anderson, Lexi        | 1       | -       |

The Automated ScoreBook  
Miscellaneous Stats for Arizona State (as of May 25, 2009)  
(All games)

Starting Lineup By Position  
(Team W-L record when starter)

|                     |    |         |
|---------------------|----|---------|
| PITCHER:            |    |         |
| Bach, Hillary       | 38 | (29-9)  |
| Elliott, Megan      | 20 | (13-7)  |
| Ellsworth, Megan    | 5  | (4-1)   |
| CATCHER:            |    |         |
| Castillo, Kaylyn    | 34 | (23-11) |
| Welty, Renee        | 29 | (23-6)  |
| FIRST BASE:         |    |         |
| Crabb, Katie        | 38 | (27-11) |
| Urfer, Mandy        | 25 | (19-6)  |
| SECOND BASE:        |    |         |
| Muenz, Ashley       | 31 | (22-9)  |
| Ware, Jessica       | 9  | (8-1)   |
| Nulliner, Michelle  | 7  | (6-1)   |
| Zambrana, Christina | 7  | (4-3)   |
| Carlson, Caylyn     | 6  | (4-2)   |
| Anderson, Lexi      | 3  | (2-1)   |
| THIRD BASE:         |    |         |
| Donnenwirth, Krista | 59 | (44-15) |
| Ware, Jessica       | 3  | (1-2)   |
| Neuman, Brooke      | 1  | (1-0)   |
| SHORTSTOP:          |    |         |
| Boyd, Katelyn       | 61 | (44-17) |
| Muenz, Ashley       | 2  | (2-0)   |
| LEFT FIELD:         |    |         |
| Mapes, Jessica      | 31 | (23-8)  |
| Rogers, Lesley      | 28 | (20-8)  |
| Carlson, Caylyn     | 2  | (1-1)   |
| Haro, Taylor        | 2  | (2-0)   |
| CENTER FIELD:       |    |         |
| Cochran, Kaitlin    | 63 | (46-17) |
| RIGHT FIELD:        |    |         |
| Carlson, Caylyn     | 35 | (25-10) |
| Rogers, Lesley      | 26 | (19-7)  |
| Haro, Taylor        | 1  | (1-0)   |
| Lougheed, Dani Rae  | 1  | (1-0)   |
| DESIGNATED HITTER:  |    |         |
| Mapes, Jessica      | 27 | (18-9)  |
| Haro, Taylor        | 10 | (8-2)   |
| Castillo, Kaylyn    | 8  | (5-3)   |
| Muenz, Ashley       | 5  | (4-1)   |
| Zambrana, Christina | 4  | (2-2)   |
| Lockwood, Annie     | 3  | (3-0)   |
| Boyd, Katelyn       | 2  | (2-0)   |
| Elliott, Megan      | 2  | (2-0)   |
| Welty, Renee        | 2  | (2-0)   |
| Lougheed, Dani Rae  | 1  | (1-0)   |
| Rogers, Lesley      | 1  | (1-0)   |

Starting Lineup By Lineup Spot  
(Team W-L record when starter)

|                     |    |         |
|---------------------|----|---------|
| LEADOFF:            |    |         |
| Mapes, Jessica      | 55 | (40-15) |
| Haro, Taylor        | 2  | (2-0)   |
| Rogers, Lesley      | 2  | (1-1)   |
| Cochran, Kaitlin    | 2  | (1-1)   |
| Boyd, Katelyn       | 1  | (1-0)   |
| Ware, Jessica       | 1  | (1-0)   |
| 2ND SPOT:           |    |         |
| Rogers, Lesley      | 43 | (31-12) |
| Cochran, Kaitlin    | 10 | (8-2)   |
| Boyd, Katelyn       | 3  | (2-1)   |
| Ware, Jessica       | 3  | (2-1)   |
| Nulliner, Michelle  | 2  | (2-0)   |
| Mapes, Jessica      | 1  | (0-1)   |
| Haro, Taylor        | 1  | (1-0)   |
| 3RD SPOT:           |    |         |
| Cochran, Kaitlin    | 51 | (37-14) |
| Castillo, Kaylyn    | 11 | (8-3)   |
| Boyd, Katelyn       | 1  | (1-0)   |
| CLEANUP:            |    |         |
| Boyd, Katelyn       | 35 | (24-11) |
| Donnenwirth, Krista | 20 | (18-2)  |
| Castillo, Kaylyn    | 8  | (4-4)   |
| 5TH SPOT:           |    |         |
| Donnenwirth, Krista | 20 | (14-6)  |
| Boyd, Katelyn       | 18 | (13-5)  |
| Castillo, Kaylyn    | 10 | (5-5)   |
| Muenz, Ashley       | 5  | (5-0)   |
| Zambrana, Christina | 3  | (2-1)   |
| Crabb, Katie        | 2  | (2-0)   |
| Haro, Taylor        | 2  | (2-0)   |
| Lockwood, Annie     | 1  | (1-0)   |
| Carlson, Caylyn     | 1  | (1-0)   |
| Welty, Renee        | 1  | (1-0)   |
| 6TH SPOT:           |    |         |
| Donnenwirth, Krista | 19 | (12-7)  |
| Carlson, Caylyn     | 12 | (10-2)  |
| Crabb, Katie        | 8  | (7-1)   |
| Castillo, Kaylyn    | 7  | (6-1)   |
| Muenz, Ashley       | 6  | (4-2)   |
| Rogers, Lesley      | 5  | (3-2)   |
| Urfer, Mandy        | 4  | (2-2)   |
| Nulliner, Michelle  | 1  | (1-0)   |
| Haro, Taylor        | 1  | (1-0)   |
| 7TH SPOT:           |    |         |
| Crabb, Katie        | 15 | (8-7)   |
| Carlson, Caylyn     | 12 | (8-4)   |
| Muenz, Ashley       | 10 | (8-2)   |
| Welty, Renee        | 8  | (7-1)   |
| Urfer, Mandy        | 6  | (5-1)   |
| Boyd, Katelyn       | 5  | (5-0)   |
| Zambrana, Christina | 4  | (3-1)   |
| Castillo, Kaylyn    | 2  | (1-1)   |
| Lockwood, Annie     | 1  | (1-0)   |
| 8TH SPOT:           |    |         |
| Urfer, Mandy        | 14 | (11-3)  |
| Muenz, Ashley       | 12 | (6-6)   |
| Welty, Renee        | 11 | (7-4)   |
| Crabb, Katie        | 10 | (8-2)   |
| Rogers, Lesley      | 5  | (5-0)   |
| Carlson, Caylyn     | 2  | (1-1)   |
| Nulliner, Michelle  | 2  | (1-1)   |
| Castillo, Kaylyn    | 2  | (2-0)   |
| Zambrana, Christina | 1  | (1-0)   |
| Lougheed, Dani Rae  | 1  | (1-0)   |

## STARTERS SUMMARY

[illegible]

The Automated ScoreBook  
Season Game Highs for Arizona State (as of May 25, 2009)  
(All games)

TEAM GAME HIGHS

Batting

|                  |    |   |                                   |
|------------------|----|---|-----------------------------------|
| At bats:         | 35 | - | UNLV (Apr 07, 2009)               |
| Runs scored:     | 20 | - | South Alabama (Feb 27, 2009)      |
|                  | 20 | - | UNLV (Apr 07, 2009)               |
| Hits:            | 19 | - | UNLV (Apr 07, 2009)               |
| RBI's:           | 20 | - | South Alabama (Feb 27, 2009)      |
| Doubles:         | 5  | - | South Alabama (Feb 27, 2009)      |
| Triples:         | 2  | - | UTC (Feb 13, 2009)                |
| Home runs:       | 10 | - | UNLV (Apr 07, 2009)               |
| Total bases:     | 51 | - | UNLV (Apr 07, 2009)               |
| Walks:           | 13 | - | UTC (Feb 13, 2009)                |
| Strikeouts:      | 12 | - | Stanford (Apr 18, 2009)           |
| Sac hits:        | 3  | - | UT-C (Feb 12, 2009)               |
|                  | 3  | - | at Cal (May 02, 2009)             |
| Sac flies:       | 2  | - | McNeese State (Feb 05, 2009)      |
|                  | 2  | - | North Dakota State (May 22, 2009) |
| Stolen bases:    | 7  | - | Cal (Apr 17, 2009)                |
| Hit by pitch:    | 4  | - | New Mexico State (Feb 28, 2009)   |
| Caught stealing: | 1  | - | (4 times )                        |
| Runners LOB:     | 14 | - | McNeese State (Feb 05, 2009)      |
| Hit into DP:     | 1  | - | (11 times )                       |

Fielding

|               |    |   |                              |
|---------------|----|---|------------------------------|
| Putouts:      | 24 | - | McNeese State (Feb 05, 2009) |
|               | 24 | - | Stanford (Apr 18, 2009)      |
| Assists:      | 14 | - | Cal (Apr 17, 2009)           |
| Errors:       | 4  | - | vs Oklahoma (Feb 20, 2009)   |
|               | 4  | - | vs Notre Dame (Mar 15, 2009) |
|               | 4  | - | Cal (Apr 17, 2009)           |
| Passed balls: | 2  | - | McNeese State (Feb 05, 2009) |
| DPs turned:   | 2  | - | (7 times )                   |

Pitching

|                  |     |   |                                 |
|------------------|-----|---|---------------------------------|
| Innings pitched: | 8.0 | - | McNeese State (Feb 05, 2009)    |
|                  | 8.0 | - | Stanford (Apr 18, 2009)         |
| Runs allowed:    | 11  | - | at Washington (Apr 04, 2009)    |
| Earned runs:     | 10  | - | at Washington (Apr 04, 2009)    |
|                  | 10  | - | at Arizona (Apr 10, 2009)       |
|                  | 10  | - | at LSU (May 16, 2009)           |
| Walks allowed:   | 6   | - | vs Oklahoma (Feb 20, 2009)      |
| Strikeouts:      | 10  | - | vs Northwestern (Feb 20, 2009)  |
| Hits allowed:    | 15  | - | at Washington (Apr 04, 2009)    |
| Doubles allowed: | 3   | - | at Washington (Apr 05, 2009)    |
|                  | 3   | - | Stanford (Apr 18, 2009)         |
|                  | 3   | - | LSU (May 17, 2009)              |
| Triples allowed: | 1   | - | Long Beach State (Mar 21, 2009) |
| Homers allowed:  | 7   | - | UCLA (Apr 26, 2009)             |
| Wild pitches:    | 3   | - | vs Nebraska (Mar 13, 2009)      |
|                  | 3   | - | UNLV (Apr 07, 2009)             |

Hit batters: 3 - Long Beach State (Mar 20, 2009)



The Automated ScoreBook  
Season Game Highs for Arizona State (as of May 25, 2009)  
(All games)

INDIVIDUAL GAME HIGHS

Batting

|                  |   |   |   |
|------------------|---|---|---|
| At bats:         | 5 | - | Boyd, Katelyn McNeese State (Feb 05, 2009)      |
|                  | 5 | - | Castillo, Kaylyn UNLV (Apr 07, 2009)            |
| Runs scored:     | 4 | - | Cochran, Kaitlin South Alabama (Feb 27, 2009)   |
|                  | 4 | - | Donnenwirth, Krista UNLV (Apr 07, 2009)         |
| Hits:            | 3 | - | (23 times )                                     |
| RBIs:            | 7 | - | Welty, Renee UNLV (Apr 07, 2009)                |
| Doubles:         | 2 | - | (6 times )                                      |
| Triples:         | 1 | - | (6 times )                                      |
| Home runs:       | 2 | - | (5 times )                                      |
| Total bases:     | 9 | - | Donnenwirth, Krista UNLV (Apr 07, 2009)         |
|                  | 9 | - | Zambrana, Christina UNLV (Apr 07, 2009)         |
| Walks:           | 5 | - | Cochran, Kaitlin UTC (Feb 13, 2009)             |
| Strikeouts:      | 3 | - | (6 times )                                      |
| Sac hits:        | 2 | - | Rogers, Lesley at Cal (May 02, 2009)            |
|                  | 2 | - | Rogers, Lesley at Cal (May 03, 2009)            |
| Sac flies:       | 1 | - | (15 times )                                     |
| Stolen bases:    | 2 | - | (10 times )                                     |
| Hit by pitch:    | 2 | - | Cochran, Kaitlin at Oregon State (May 07, 2009) |
| Caught stealing: | 1 | - | (4 times )                                      |
| Runners LOB:     | 8 | - | Carlson, Caylyn Long Beach State (Mar 21, 2009) |

Fielding

|               |    |   |   |
|---------------|----|---|---|
| Putouts:      | 12 | - | Welty, Renee vs Northwestern (Feb 20, 2009) |
|               | 12 | - | Urfer, Mandy vs Notre Dame (Mar 15, 2009)   |
| Assists:      | 7  | - | Boyd, Katelyn McNeese State (Feb 05, 2009)  |
| Errors:       | 3  | - | Ware, Jessica Illinois State (Feb 13, 2009) |
| Passed balls: | 2  | - | Welty, Renee McNeese State (Feb 05, 2009)   |

Pitching

|                  |     |   |   |
|------------------|-----|---|---|
| Innings pitched: | 8.0 | - | Elliott, Megan Stanford (Apr 18, 2009)        |
| Runs allowed:    | 10  | - | Bach, Hillary at Arizona (Apr 10, 2009)       |
|                  | 10  | - | Bach, Hillary Arizona (Apr 29, 2009)          |
| Earned runs:     | 10  | - | Bach, Hillary at Arizona (Apr 10, 2009)       |
| Walks allowed:   | 5   | - | Elliott, Megan vs Oklahoma (Feb 20, 2009)     |
|                  | 5   | - | Elliott, Megan Oregon State (Mar 28, 2009)    |
| Strikeouts:      | 10  | - | Bach, Hillary vs Northwestern (Feb 20, 2009)  |
| Hits allowed:    | 11  | - | Bach, Hillary Long Beach State (Mar 21, 2009) |
|                  | 11  | - | Bach, Hillary at Arizona (Apr 10, 2009)       |
|                  | 11  | - | Bach, Hillary Cal (Apr 17, 2009)              |
| Doubles allowed: | 3   | - | Bach, Hillary at Washington (Apr 05, 2009)    |
|                  | 3   | - | Elliott, Megan Stanford (Apr 18, 2009)        |
|                  | 3   | - | Bach, Hillary LSU (May 17, 2009)              |
| Triples allowed: | 1   | - | Bach, Hillary Long Beach State (Mar 21, 2009) |
| Homers allowed:  | 5   | - | Bach, Hillary at Arizona (Apr 10, 2009)       |
|                  | 5   | - | Bach, Hillary UCLA (Apr 26, 2009)             |
| Wild pitches:    | 3   | - | Elliott, Megan UNLV (Apr 07, 2009)            |
| Hit batters:     | 3   | - | Bach, Hillary Long Beach State (Mar 20, 2009) |

The Automated ScoreBook  
 Batting Analysis for Arizona State (as of May 25, 2009)  
 (All games Sorted by Player Name)

| Player                | vs left |     |       | vs right |     |      | w/runners |     |       | w/bases empty |     |       | w/bases loaded |     |      | as leadoff |     |       | fly | gnd | fly/ |
|-----------------------|---------|-----|-------|----------|-----|------|-----------|-----|-------|---------------|-----|-------|----------------|-----|------|------------|-----|-------|-----|-----|------|
|                       | h       | ab  | avg   | h        | ab  | avg  | h         | ab  | avg   | h             | ab  | avg   | h              | ab  | avg  | rch        | ops | pct   | out | out | gnd  |
| Afusia, Nikole        | 1       | 1   | 1.000 | 3        | 11  | .273 | 2         | 7   | .286  | 2             | 5   | .400  | 0              | 1   | .000 | 1          | 3   | .333  | 1   | 6   | 0.2  |
| Anderson, Lexi        | 0       | 1   | .000  | 2        | 8   | .250 | 1         | 6   | .167  | 1             | 3   | .333  | 0              | 2   | .000 | 0          | 1   | .000  | 1   | 3   | 0.3  |
| Andorfer-Lo, Clarissa | 0       | 0   | .000  | 2        | 3   | .667 | 1         | 1   | 1.000 | 1             | 2   | .500  | 0              | 0   | .000 | 1          | 1   | 1.000 | 0   | 0   | 0.0  |
| Boyd, Katelyn         | 10      | 22  | .455  | 52       | 169 | .308 | 42        | 126 | .333  | 20            | 65  | .308  | 11             | 21  | .524 | 13         | 29  | .448  | 65  | 44  | 1.5  |
| Carlson, Caylyn       | 4       | 14  | .286  | 28       | 100 | .280 | 19        | 62  | .306  | 13            | 52  | .250  | 2              | 13  | .154 | 6          | 24  | .250  | 28  | 27  | 1.0  |
| Castillo, Kaylyn      | 4       | 12  | .333  | 43       | 128 | .336 | 32        | 85  | .376  | 15            | 55  | .273  | 8              | 14  | .571 | 13         | 31  | .419  | 40  | 39  | 1.0  |
| Cochran, Kaitlin      | 4       | 14  | .286  | 58       | 133 | .436 | 33        | 86  | .384  | 29            | 61  | .475  | 4              | 9   | .444 | 19         | 33  | .576  | 31  | 28  | 1.1  |
| Crabb, Katie          | 0       | 3   | .000  | 29       | 85  | .341 | 17        | 48  | .354  | 12            | 40  | .300  | 3              | 5   | .600 | 7          | 17  | .412  | 24  | 27  | 0.9  |
| Donnenwirth, Krista   | 5       | 16  | .313  | 48       | 148 | .324 | 32        | 96  | .333  | 21            | 68  | .309  | 2              | 11  | .182 | 14         | 34  | .412  | 51  | 42  | 1.2  |
| Elliott, Megan        | 0       | 2   | .000  | 0        | 1   | .000 | 0         | 3   | .000  | 0             | 0   | .000  | 0              | 0   | .000 | 0          | 0   | .000  | 2   | 0   | 99.9 |
| Haro, Taylor          | 1       | 2   | .500  | 19       | 49  | .388 | 14        | 28  | .500  | 6             | 23  | .261  | 2              | 3   | .667 | 9          | 15  | .600  | 11  | 8   | 1.4  |
| Lockwood, Annie       | 0       | 1   | .000  | 4        | 15  | .267 | 4         | 11  | .364  | 0             | 5   | .000  | 0              | 1   | .000 | 0          | 1   | .000  | 1   | 4   | 0.2  |
| Lougheed, Dani Rae    | 0       | 0   | .000  | 0        | 7   | .000 | 0         | 5   | .000  | 0             | 2   | .000  | 0              | 0   | .000 | 0          | 1   | .000  | 2   | 4   | 0.5  |
| Mapes, Jessica        | 10      | 19  | .526  | 64       | 166 | .386 | 28        | 64  | .438  | 46            | 121 | .380  | 4              | 8   | .500 | 41         | 84  | .488  | 26  | 54  | 0.5  |
| Muenz, Ashley         | 3       | 9   | .333  | 19       | 78  | .244 | 12        | 42  | .286  | 10            | 45  | .222  | 1              | 5   | .200 | 9          | 20  | .450  | 24  | 25  | 1.0  |
| Neuman, Brooke        | 0       | 0   | .000  | 2        | 6   | .333 | 1         | 5   | .200  | 1             | 1   | 1.000 | 0              | 1   | .000 | 0          | 0   | .000  | 1   | 2   | 0.5  |
| Nulliner, Michelle    | 0       | 0   | .000  | 8        | 25  | .320 | 4         | 12  | .333  | 4             | 13  | .308  | 0              | 0   | .000 | 2          | 4   | .500  | 4   | 3   | 1.3  |
| Rice, Sarah           | 0       | 0   | .000  | 0        | 8   | .000 | 0         | 7   | .000  | 0             | 1   | .000  | 0              | 0   | .000 | 0          | 0   | .000  | 5   | 2   | 2.5  |
| Rogers, Lesley        | 4       | 16  | .250  | 45       | 133 | .338 | 26        | 83  | .313  | 23            | 66  | .348  | 1              | 5   | .200 | 17         | 32  | .531  | 41  | 44  | 0.9  |
| Urfer, Mandy          | 4       | 12  | .333  | 15       | 60  | .250 | 13        | 36  | .361  | 6             | 36  | .167  | 2              | 3   | .667 | 6          | 19  | .316  | 16  | 13  | 1.2  |
| Ware, Jessica         | 2       | 5   | .400  | 5        | 27  | .185 | 5         | 19  | .263  | 2             | 13  | .154  | 0              | 2   | .000 | 1          | 4   | .250  | 6   | 13  | 0.5  |
| Welty, Renee          | 4       | 7   | .571  | 15       | 65  | .231 | 9         | 37  | .243  | 10            | 35  | .286  | 1              | 2   | .500 | 5          | 15  | .333  | 16  | 19  | 0.8  |
| Zambrana, Christina   | 1       | 3   | .333  | 13       | 42  | .310 | 8         | 23  | .348  | 6             | 22  | .273  | 1              | 3   | .333 | 2          | 10  | .200  | 4   | 11  | 0.4  |
| Totals                | 57      | 159 | .358  | 474      | 146 | .323 | 303       | 892 | .340  | 228           | 734 | .311  | 42             | 109 | .385 | 166        | 378 | .439  | 400 | 418 | 1.0  |
| Opponents             | 0       | 0   | .000  | 389      | 152 | .255 | 174       | 681 | .256  | 215           | 842 | .255  | 11             | 37  | .297 | 138        | 397 | .348  | 404 | 495 | 0.8  |

| Player                | pinch hitting |    |       | w/runners in scoring pos |     |      | w/runner on 3rd and LT 2 out |     |       | with 2 outs |     |      | success adv runners |     |       | 2- out | rnrs adv | rnrs w/out | rch lob | rch err | rch fc | kl |
|-----------------------|---------------|----|-------|--------------------------|-----|------|------------------------------|-----|-------|-------------|-----|------|---------------------|-----|-------|--------|----------|------------|---------|---------|--------|----|
|                       | h             | ab | avg   | h                        | ab  | avg  | rbi                          | ops | pct   | h           | ab  | avg  | adv                 | ops | pct   | rbi    | w/out    | lob        |         |         |        |    |
| Afusia, Nikole        | 4             | 11 | .364  | 1                        | 4   | .250 | 0                            | 0   | .000  | 1           | 4   | .250 | 4                   | 7   | .571  | 2      | 3        | 5          | 0       | 0       | 0      | 0  |
| Anderson, Lexi        | 0             | 6  | .000  | 0                        | 4   | .000 | 0                            | 1   | .000  | 1           | 5   | .200 | 2                   | 7   | .286  | 0      | 0        | 8          | 0       | 0       | 0      | 0  |
| Andorfer-Lo, Clarissa | 2             | 2  | 1.000 | 0                        | 0   | .000 | 0                            | 0   | .000  | 1           | 2   | .500 | 1                   | 1   | 1.000 | 0      | 0        | 0          | 1       | 0       | 0      | 0  |
| Boyd, Katelyn         | 0             | 0  | .000  | 30                       | 88  | .341 | 22                           | 35  | .629  | 15          | 54  | .278 | 75                  | 137 | .547  | 16     | 20       | 50         | 8       | 13      | 7      | 7  |
| Carlson, Caylyn       | 0             | 1  | .000  | 14                       | 43  | .326 | 9                            | 13  | .692  | 13          | 44  | .295 | 29                  | 67  | .433  | 12     | 10       | 44         | 2       | 4       | 9      | 9  |
| Castillo, Kaylyn      | 1             | 3  | .333  | 23                       | 64  | .359 | 10                           | 19  | .526  | 12          | 46  | .261 | 49                  | 92  | .533  | 16     | 9        | 37         | 4       | 7       | 2      | 2  |
| Cochran, Kaitlin      | 0             | 0  | .000  | 20                       | 52  | .385 | 13                           | 17  | .765  | 21          | 54  | .389 | 79                  | 120 | .658  | 23     | 13       | 30         | 4       | 9       | 3      | 3  |
| Crabb, Katie          | 1             | 4  | .250  | 11                       | 31  | .355 | 5                            | 10  | .500  | 12          | 31  | .387 | 32                  | 57  | .561  | 7      | 12       | 17         | 1       | 3       | 2      | 2  |
| Donnenwirth, Krista   | 0             | 0  | .000  | 27                       | 74  | .365 | 20                           | 32  | .625  | 18          | 49  | .367 | 60                  | 109 | .550  | 17     | 24       | 44         | 3       | 6       | 7      | 7  |
| Elliott, Megan        | 0             | 0  | .000  | 0                        | 1   | .000 | 0                            | 1   | .000  | 0           | 0   | .000 | 0                   | 3   | .000  | 0      | 0        | 0          | 0       | 0       | 1      | 1  |
| Haro, Taylor          | 3             | 10 | .300  | 10                       | 21  | .476 | 2                            | 3   | .667  | 11          | 22  | .500 | 17                  | 31  | .548  | 7      | 1        | 17         | 5       | 1       | 1      | 1  |
| Lockwood, Annie       | 4             | 8  | .500  | 1                        | 6   | .167 | 0                            | 2   | .000  | 2           | 4   | .500 | 7                   | 12  | .583  | 2      | 3        | 1          | 0       | 0       | 4      | 4  |
| Lougheed, Dani Rae    | 0             | 2  | .000  | 0                        | 3   | .000 | 0                            | 0   | .000  | 0           | 3   | .000 | 3                   | 6   | .500  | 0      | 2        | 4          | 0       | 1       | 0      | 0  |
| Mapes, Jessica        | 1             | 1  | 1.000 | 19                       | 40  | .475 | 8                            | 15  | .533  | 19          | 52  | .365 | 50                  | 73  | .685  | 8      | 10       | 25         | 9       | 9       | 7      | 7  |
| Muenz, Ashley         | 0             | 0  | .000  | 8                        | 33  | .242 | 8                            | 12  | .667  | 7           | 26  | .269 | 30                  | 49  | .612  | 6      | 10       | 14         | 5       | 5       | 4      | 4  |
| Neuman, Brooke        | 2             | 4  | .500  | 1                        | 3   | .333 | 1                            | 1   | 1.000 | 1           | 3   | .333 | 2                   | 5   | .400  | 1      | 3        | 3          | 0       | 0       | 1      | 1  |
| Nulliner, Michelle    | 2             | 4  | .500  | 2                        | 5   | .400 | 2                            | 3   | .667  | 0           | 5   | .000 | 6                   | 12  | .500  | 0      | 1        | 3          | 1       | 0       | 4      | 4  |
| Rice, Sarah           | 0             | 7  | .000  | 0                        | 6   | .000 | 1                            | 2   | .500  | 0           | 2   | .000 | 3                   | 7   | .429  | 0      | 3        | 1          | 1       | 0       | 0      | 0  |
| Rogers, Lesley        | 0             | 0  | .000  | 14                       | 51  | .275 | 16                           | 17  | .941  | 13          | 44  | .295 | 59                  | 109 | .541  | 7      | 20       | 38         | 3       | 10      | 12     | 12 |
| Urfer, Mandy          | 1             | 2  | .500  | 8                        | 21  | .381 | 2                            | 3   | .667  | 8           | 26  | .308 | 22                  | 42  | .524  | 13     | 1        | 20         | 3       | 3       | 4      | 4  |
| Ware, Jessica         | 0             | 2  | .000  | 3                        | 11  | .273 | 2                            | 4   | .500  | 2           | 13  | .154 | 11                  | 23  | .478  | 3      | 2        | 15         | 1       | 3       | 3      | 3  |
| Welty, Renee          | 1             | 1  | 1.000 | 5                        | 19  | .263 | 2                            | 8   | .250  | 8           | 20  | .400 | 20                  | 46  | .435  | 9      | 5        | 10         | 3       | 6       | 4      | 4  |
| Zambrana, Christina   | 1             | 10 | .100  | 8                        | 17  | .471 | 4                            | 4   | 1.000 | 5           | 16  | .313 | 12                  | 26  | .462  | 6      | 3        | 13         | 0       | 2       | 2      | 2  |
| Totals                | 23            | 78 | .295  | 205                      | 597 | .343 | 127                          | 202 | .629  | 170         | 525 | .324 | 573                 | 104 | .550  | 155    | 155      | 414        | 54      | 82      | 77     | 77 |
| Opponents             | 5             | 30 | .167  | 109                      | 411 | .265 | 43                           | 89  | .483  | 112         | 488 | .230 | 341                 | 762 | .448  | 65     | 114      | 326        | 44      | 65      | 58     | 58 |

Success Advancing Runners = percentage of times the batter advanced at least one runner during a plate appearance

#Rnrs Adv w/Out = TOTAL number of runners advanced when the player made an out

The Automated ScoreBook  
Pitching Analysis for Arizona State (as of May 25, 2009)  
(All games Sorted by Player Name)

| Player           | vs left |     |      | vs right |     |      | w/runners |     |      | w/bases empty |     |      | vs leadoff |     |      | with 2 outs |     |      | fly | gnd | fly/ |
|------------------|---------|-----|------|----------|-----|------|-----------|-----|------|---------------|-----|------|------------|-----|------|-------------|-----|------|-----|-----|------|
|                  | h       | ab  | avg  | h        | ab  | avg  | h         | ab  | avg  | h             | ab  | avg  | rch        | ops | pct  | h           | ab  | avg  | out | out | gnd  |
| Bach, Hillary    | 108     | 397 | .272 | 128      | 540 | .237 | 96        | 412 | .233 | 140           | 525 | .267 | 82         | 244 | .336 | 71          | 313 | .227 | 230 | 321 | 0.7  |
| Elliott, Megan   | 39      | 174 | .224 | 67       | 256 | .262 | 58        | 207 | .280 | 48            | 223 | .215 | 42         | 115 | .365 | 26          | 125 | .208 | 131 | 131 | 1.0  |
| Ellsworth, Megan | 16      | 42  | .381 | 31       | 114 | .272 | 20        | 62  | .323 | 27            | 94  | .287 | 14         | 38  | .368 | 15          | 50  | .300 | 43  | 43  | 1.0  |
| Totals           | 163     | 613 | .266 | 226      | 910 | .248 | 174       | 681 | .256 | 215           | 842 | .255 | 138        | 397 | .348 | 112         | 488 | .230 | 404 | 495 | 0.8  |
| Opponents        | 194     | 523 | .371 | 337      | 110 | .306 | 303       | 892 | .340 | 228           | 734 | .311 | 166        | 378 | .439 | 170         | 525 | .324 | 400 | 418 | 1.0  |

| Player           | app | gs | ip/app | *h/g | *r/g | *er/g | *bb/g | *so/g | k/bb | *2b/g | *3b/g | *hr/g | *fo/g | *go/g | *bf/g | sba | att | pct  |
|------------------|-----|----|--------|------|------|-------|-------|-------|------|-------|-------|-------|-------|-------|-------|-----|-----|------|
| Bach, Hillary    | 43  | 38 | 5.69   | 6.75 | 3.23 | 2.86  | 1.49  | 4.43  | 3.0  | 0.83  | 0.03  | 1.14  | 6.58  | 9.18  | 29.96 | 14  | 18  | .778 |
| Elliott, Megan   | 26  | 20 | 4.31   | 6.62 | 4.75 | 3.94  | 3.88  | 3.44  | 0.9  | 0.94  | 0.00  | 1.12  | 8.19  | 8.19  | 32.12 | 9   | 10  | .900 |
| Ellsworth, Megan | 11  | 5  | 3.48   | 8.58 | 4.75 | 3.83  | 0.55  | 4.02  | 7.3  | 1.28  | 0.00  | 1.28  | 7.85  | 7.85  | 30.13 | 2   | 5   | .400 |
| Totals           | 63  | 63 | 6.27   | 6.89 | 3.81 | 3.26  | 2.07  | 4.11  | 2.0  | 0.90  | 0.02  | 1.15  | 7.16  | 8.77  | 30.59 | 25  | 33  | .935 |
| Opponents        | 63  | 63 | 5.94   | 9.93 | 8.06 | 6.84  | 4.82  | 4.96  | 1.0  | 1.68  | 0.11  | 1.61  | 7.48  | 7.82  | 36.80 | 58  | 62  | .758 |

\* = average based on 7-inning game

The Automated ScoreBook  
 Batting Leaders for Arizona State (as of May 25, 2009)  
 (All games)

Hitting minimums - 1 Games 30 AB  
 Pitching minimums - 1 Games

|                        |      |                         |      |                                |       |
|------------------------|------|-------------------------|------|--------------------------------|-------|
| <b>Batting avg</b>     |      | <b>Slugging pct</b>     |      | <b>On base pct</b>             |       |
| 1. Cochran, Kaitlin    | .422 | 1. Cochran, Kaitlin     | .905 | 1. Cochran, Kaitlin            | .615  |
| 2. Mapes, Jessica      | .400 | 2. Zambrana, Christina  | .644 | 2. Mapes, Jessica              | .466  |
| 3. Haro, Taylor        | .392 | 3. Urfer, Mandy         | .639 | 3. Rogers, Lesley              | .443  |
| 4. Castillo, Kaylyn    | .336 | 4. Boyd, Katelyn        | .581 | 4. Crabb, Katie                | .439  |
| 5. Crabb, Katie        | .330 | 5. Welty, Renee         | .569 | 5. Haro, Taylor                | .439  |
| <b>Runs scored</b>     |      | <b>Hits</b>             |      | <b>Runs batted in</b>          |       |
| 1. Cochran, Kaitlin    | 67   | 1. Mapes, Jessica       | 74   | 1. Cochran, Kaitlin            | 59    |
| 2. Boyd, Katelyn       | 56   | 2. Boyd, Katelyn        | 62   | Boyd, Katelyn                  | 59    |
| 3. Mapes, Jessica      | 50   | Cochran, Kaitlin        | 62   | 3. Donnenwirth, Krista         | 46    |
| Rogers, Lesley         | 50   | 4. Donnenwirth, Krista  | 53   | 4. Castillo, Kaylyn            | 39    |
| 5. Donnenwirth, Krista | 31   | 5. Rogers, Lesley       | 49   | 5. 2 tied at.....              | 29    |
| <b>Doubles</b>         |      | <b>Triples</b>          |      | <b>Home runs</b>               |       |
| 1. Boyd, Katelyn       | 17   | 1. Rogers, Lesley       | 3    | 1. Cochran, Kaitlin            | 20    |
| 2. Mapes, Jessica      | 13   | 2. Muenz, Ashley        | 1    | 2. Boyd, Katelyn               | 10    |
| 3. Cochran, Kaitlin    | 11   | Mapes, Jessica          | 1    | 3. Donnenwirth, Krista         | 9     |
| 4. Rogers, Lesley      | 10   | Boyd, Katelyn           | 1    | 4. Urfer, Mandy                | 8     |
| 5. Donnenwirth, Krista | 8    |                         |      | 5. 2 tied at.....              | 7     |
| <b>Total bases</b>     |      | <b>Walks</b>            |      | <b>Hit by pitch</b>            |       |
| 1. Cochran, Kaitlin    | 133  | 1. Cochran, Kaitlin     | 63   | 1. Cochran, Kaitlin            | 14    |
| 2. Boyd, Katelyn       | 111  | 2. Rogers, Lesley       | 31   | 2. Mapes, Jessica              | 4     |
| 3. Mapes, Jessica      | 92   | 3. Donnenwirth, Krista  | 26   | Welty, Renee                   | 4     |
| 4. Donnenwirth, Krista | 88   | 4. Muenz, Ashley        | 19   | 4. Crabb, Katie                | 3     |
| 5. Rogers, Lesley      | 74   | Mapes, Jessica          | 19   | 5. 5 tied at.....              | 2     |
| <b>Sac bunts</b>       |      | <b>Sac flies</b>        |      | <b>Stolen bases</b>            |       |
| 1. Rogers, Lesley      | 12   | 1. Rogers, Lesley       | 3    | 1. Cochran, Kaitlin            | 17    |
| 2. Mapes, Jessica      | 5    | Donnenwirth, Krista     | 3    | 2. Boyd, Katelyn               | 14    |
| 3. Crabb, Katie        | 3    | 3. Cochran, Kaitlin     | 2    | 3. Mapes, Jessica              | 7     |
| 4. 4 tied at....       | 2    | Castillo, Kaylyn        | 2    | 4. Rogers, Lesley              | 5     |
|                        |      | 5. 5 tied at....        | 1    | 5. 2 tied at....               | 4     |
| <b>Caught stealing</b> |      | <b>Steal attempts</b>   |      | <b>Stolen base pct</b>         |       |
| 1. Mapes, Jessica      | 2    | 1. Cochran, Kaitlin     | 17   | 1. Boyd, Katelyn               | 1.000 |
| 2. Nulliner, Michelle  | 1    | 2. Boyd, Katelyn        | 14   | Rogers, Lesley                 | 1.000 |
| Haro, Taylor           | 1    | 3. Mapes, Jessica       | 9    | Cochran, Kaitlin               | 1.000 |
|                        |      | 4. Haro, Taylor         | 5    | Castillo, Kaylyn               | 1.000 |
|                        |      | Rogers, Lesley          | 5    | Carlson, Caylyn                | 1.000 |
| <b>Strikeouts</b>      |      | <b>Grounded into DP</b> |      | <b>Total plate appearances</b> |       |
| 1. Carlson, Caylyn     | 28   | 1. Carlson, Caylyn      | 1    | 1. Cochran, Kaitlin            | 227   |
| 2. Mapes, Jessica      | 27   | Boyd, Katelyn           | 1    | 2. Boyd, Katelyn               | 214   |
| 3. Rogers, Lesley      | 25   |                         |      | 3. Mapes, Jessica              | 213   |
| 4. Cochran, Kaitlin    | 24   |                         |      | 4. Donnenwirth, Krista         | 197   |
| 5. Urfer, Mandy        | 21   |                         |      | Rogers, Lesley                 | 197   |
| <b>At bats</b>         |      | <b>Games played</b>     |      | <b>Game starts</b>             |       |
| 1. Boyd, Katelyn       | 191  | 1. Cochran, Kaitlin     | 63   | 1. Boyd, Katelyn               | 63    |
| 2. Mapes, Jessica      | 185  | Boyd, Katelyn           | 63   | Cochran, Kaitlin               | 63    |
| 3. Donnenwirth, Krista | 164  | 3. Donnenwirth, Krista  | 59   | 3. Donnenwirth, Krista         | 59    |
| 4. Rogers, Lesley      | 149  | Mapes, Jessica          | 59   | 4. Mapes, Jessica              | 58    |
| 5. Cochran, Kaitlin    | 147  | 5. Carlson, Caylyn      | 58   | 5. Rogers, Lesley              | 55    |
| <b>Games as sub</b>    |      |                         |      |                                |       |
| 1. Haro, Taylor        | 32   |                         |      |                                |       |
| 2. Urfer, Mandy        | 21   |                         |      |                                |       |
| Nulliner, Michelle     | 21   |                         |      |                                |       |
| 4. Zambrana, Christina | 17   |                         |      |                                |       |
| 5. Carlson, Caylyn     | 15   |                         |      |                                |       |

The Automated ScoreBook  
Pitching Leaders for Arizona State (as of May 25, 2009)  
(All games)

Hitting minimums - 1 Games 30 AB  
Pitching minimums - 1 Games

| Earned run avg      |      |
|---------------------|------|
| 1. Bach, Hillary    | 2.86 |
| 2. Ellsworth, Megan | 3.83 |
| 3. Elliott, Megan   | 3.94 |

| Opposing bat avg    |      |
|---------------------|------|
| 1. Elliott, Megan   | .247 |
| 2. Bach, Hillary    | .252 |
| 3. Ellsworth, Megan | .301 |

| Won-loss pct        |      |
|---------------------|------|
| 1. Ellsworth, Megan | .857 |
| 2. Bach, Hillary    | .769 |
| 3. Elliott, Megan   | .588 |

| Wins                |    |
|---------------------|----|
| 1. Bach, Hillary    | 30 |
| 2. Elliott, Megan   | 10 |
| 3. Ellsworth, Megan | 6  |

| Losses              |   |
|---------------------|---|
| 1. Bach, Hillary    | 9 |
| 2. Elliott, Megan   | 7 |
| 3. Ellsworth, Megan | 1 |

| Saves            |   |
|------------------|---|
| 1. Bach, Hillary | 1 |

| Innings pitched     |       |
|---------------------|-------|
| 1. Bach, Hillary    | 244.2 |
| 2. Elliott, Megan   | 112.0 |
| 3. Ellsworth, Megan | 38.1  |

| Batters struck out  |     |
|---------------------|-----|
| 1. Bach, Hillary    | 155 |
| 2. Elliott, Megan   | 55  |
| 3. Ellsworth, Megan | 22  |

| Appearances         |    |
|---------------------|----|
| 1. Bach, Hillary    | 43 |
| 2. Elliott, Megan   | 26 |
| 3. Ellsworth, Megan | 11 |

| Games started       |    |
|---------------------|----|
| 1. Bach, Hillary    | 38 |
| 2. Elliott, Megan   | 20 |
| 3. Ellsworth, Megan | 5  |

| Games finished      |   |
|---------------------|---|
| 1. Elliott, Megan   | 6 |
| 2. Ellsworth, Megan | 5 |
| 3. Bach, Hillary    | 4 |

| Games in relief     |   |
|---------------------|---|
| 1. Ellsworth, Megan | 6 |
| Elliott, Megan      | 6 |
| 3. Bach, Hillary    | 5 |

| Wild pitches      |    |
|-------------------|----|
| 1. Elliott, Megan | 17 |
| 2. Bach, Hillary  | 3  |

| Balks |  |
|-------|--|
|-------|--|

| Hit batters         |    |
|---------------------|----|
| 1. Bach, Hillary    | 24 |
| 2. Elliott, Megan   | 12 |
| 3. Ellsworth, Megan | 2  |

| Intentional BB allowed |   |
|------------------------|---|
| 1. Bach, Hillary       | 3 |

| Runners picked off |  |
|--------------------|--|
|--------------------|--|

| Batters SO out looking |    |
|------------------------|----|
| 1. Bach, Hillary       | 41 |
| 2. Elliott, Megan      | 17 |

| Sac bunts allowed   |    |
|---------------------|----|
| 1. Bach, Hillary    | 31 |
| 2. Elliott, Megan   | 7  |
| 3. Ellsworth, Megan | 4  |

| Sac flies allowed |   |
|-------------------|---|
| 1. Bach, Hillary  | 3 |
| Elliott, Megan    | 3 |

| Hits allowed        |     |
|---------------------|-----|
| 1. Ellsworth, Megan | 47  |
| 2. Elliott, Megan   | 106 |
| 3. Bach, Hillary    | 236 |

| Runs allowed        |     |
|---------------------|-----|
| 1. Ellsworth, Megan | 26  |
| 2. Elliott, Megan   | 76  |
| 3. Bach, Hillary    | 113 |

| Earned runs allowed |     |
|---------------------|-----|
| 1. Ellsworth, Megan | 21  |
| 2. Elliott, Megan   | 63  |
| 3. Bach, Hillary    | 100 |

| Walks allowed       |    |
|---------------------|----|
| 1. Ellsworth, Megan | 3  |
| 2. Bach, Hillary    | 52 |
| 3. Elliott, Megan   | 62 |

| Doubles allowed     |    |
|---------------------|----|
| 1. Ellsworth, Megan | 7  |
| 2. Elliott, Megan   | 15 |
| 3. Bach, Hillary    | 29 |

| Triples allowed     |   |
|---------------------|---|
| 1. Ellsworth, Megan | 0 |
| Elliott, Megan      | 0 |
| 3. Bach, Hillary    | 1 |

| Home runs allowed   |    |
|---------------------|----|
| 1. Ellsworth, Megan | 7  |
| 2. Elliott, Megan   | 18 |
| 3. Bach, Hillary    | 40 |

The Automated ScoreBook  
Fielding Leaders for Arizona State (as of May 25, 2009)  
(All games)

Hitting minimums - 1 Games  
Pitching minimums - 1 Games

|                        |       |                        |     |                        |     |
|------------------------|-------|------------------------|-----|------------------------|-----|
| Fielding pct           |       | Chances                |     | Putouts                |     |
| 1. Mapes, Jessica      | 1.000 | 1. Boyd, Katelyn       | 237 | 1. Urfer, Mandy        | 218 |
| Anderson, Lexi         | 1.000 | 2. Urfer, Mandy        | 229 | 2. Crabb, Katie        | 213 |
| Neuman, Brooke         | 1.000 | 3. Crabb, Katie        | 225 | 3. Castillo, Kaylyn    | 135 |
| Lockwood, Annie        | 1.000 | 4. Donnenwirth, Krista | 179 | 4. Welty, Renee        | 114 |
| Afusia, Nikole         | 1.000 | 5. Castillo, Kaylyn    | 154 | 5. Boyd, Katelyn       | 103 |
| Assists                |       | Errors                 |     | Fielding double plays  |     |
| 1. Boyd, Katelyn       | 122   | 1. Boyd, Katelyn       | 12  | 1. Boyd, Katelyn       | 13  |
| 2. Donnenwirth, Krista | 117   | 2. Muenz, Ashley       | 9   | Urfer, Mandy           | 13  |
| 3. Bach, Hillary       | 65    | 3. Ware, Jessica       | 7   | 3. Crabb, Katie        | 10  |
| 4. Muenz, Ashley       | 58    | 4. Donnenwirth, Krista | 6   | Muenz, Ashley          | 10  |
| 5. Ware, Jessica       | 24    | 5. Zambrana, Christina | 5   | Donnenwirth, Krista    | 10  |
| Stolen bases against   |       | Caught stealing by     |     | Steal attempts against |     |
| 1. Welty, Renee        | 15    | 1. Castillo, Kaylyn    | 4   | 1. Welty, Renee        | 19  |
| 2. Bach, Hillary       | 14    | Bach, Hillary          | 4   | 2. Bach, Hillary       | 18  |
| 3. Castillo, Kaylyn    | 10    | Welty, Renee           | 4   | 3. Castillo, Kaylyn    | 14  |
| 4. Elliott, Megan      | 9     | 4. Ellsworth, Megan    | 3   | 4. Elliott, Megan      | 10  |
| 5. Ellsworth, Megan    | 2     | 5. Elliott, Megan      | 1   | 5. Ellsworth, Megan    | 5   |
| Passed balls           |       | Catchers interference  |     |                        |     |
| 1. Welty, Renee        | 5     |                        |     |                        |     |
| Castillo, Kaylyn       | 5     |                        |     |                        |     |



The Automated ScoreBook  
Per-Game Statistics for Arizona State (as of May 24, 2009)  
(All games Sorted by Batting avg)

Record: 46-17 Home: 35-5 Away: 5-8 Neutral: 6-4 Conference: 10-11

| Player                | g  | ab   | h/g  | 2b/g | 3b/g | hr/g | bb/g | so/g | rbi/g | sb/g | r/g  | *ab | *r  | *h | *rbi | *bb | *k | *tb | *fly | *gnd |
|-----------------------|----|------|------|------|------|------|------|------|-------|------|------|-----|-----|----|------|-----|----|-----|------|------|
| Cochran, Kaitlin      | 63 | 147  | .98  | .17  | .00  | .32  | 1.00 | .38  | .94   | .27  | 1.06 | 64  | 29  | 27 | 25   | 27  | 10 | 58  | 13   | 12   |
| Mapes, Jessica        | 59 | 185  | 1.25 | .22  | .02  | .02  | .32  | .46  | .31   | .12  | .85  | 86  | 23  | 34 | 8    | 8   | 12 | 43  | 12   | 25   |
| Haro, Taylor          | 45 | 51   | .44  | .07  | .00  | .00  | .11  | .18  | .22   | .09  | .44  | 89  | 35  | 35 | 17   | 8   | 14 | 40  | 19   | 14   |
| Castillo, Kaylyn      | 46 | 140  | 1.02 | .15  | .00  | .13  | .13  | .28  | .85   | .02  | .39  | 92  | 11  | 31 | 25   | 3   | 8  | 47  | 26   | 25   |
| Crabb, Katie          | 45 | 88   | .64  | .13  | .00  | .07  | .33  | .22  | .36   | .00  | .49  | 80  | 20  | 26 | 14   | 13  | 9  | 40  | 21   | 24   |
| Rogers, Lesley        | 57 | 149  | .86  | .18  | .05  | .05  | .54  | .44  | .51   | .09  | .88  | 75  | 25  | 24 | 14   | 15  | 12 | 37  | 20   | 22   |
| Boyd, Katelyn         | 63 | 191  | .98  | .27  | .02  | .16  | .29  | .24  | .94   | .22  | .89  | 89  | 26  | 28 | 27   | 8   | 7  | 51  | 30   | 20   |
| Donnenwirth, Krista   | 59 | 164  | .90  | .14  | .00  | .15  | .44  | .34  | .78   | .00  | .53  | 83  | 15  | 26 | 23   | 13  | 10 | 44  | 25   | 21   |
| Zambrana, Christina   | 28 | 45   | .50  | .00  | .00  | .18  | .29  | .57  | .61   | .00  | .36  | 83  | 18  | 25 | 31   | 14  | 29 | 53  | 7    | 20   |
| Carlson, Caylyn       | 58 | 114  | .55  | .10  | .00  | .12  | .22  | .48  | .50   | .02  | .43  | 89  | 19  | 25 | 22   | 10  | 21 | 46  | 21   | 21   |
| Urfer, Mandy          | 46 | 72   | .41  | .07  | .00  | .17  | .26  | .46  | .54   | .02  | .39  | 83  | 20  | 22 | 29   | 13  | 24 | 53  | 18   | 15   |
| Welty, Renee          | 33 | 72   | .58  | .03  | .00  | .21  | .24  | .52  | .55   | .00  | .36  | 83  | 13  | 22 | 20   | 9   | 19 | 47  | 18   | 22   |
| Muenz, Ashley         | 46 | 87   | .48  | .07  | .02  | .11  | .41  | .24  | .48   | .09  | .50  | 79  | 21  | 20 | 20   | 17  | 10 | 38  | 22   | 22   |
| Ware, Jessica         | 19 | 32   | .37  | .00  | .00  | .00  | .16  | .37  | .26   | .05  | .37  | 84  | 18  | 18 | 13   | 7   | 18 | 18  | 15   | 34   |
| -----                 |    |      |      |      |      |      |      |      |       |      |      |     |     |    |      |     |    |     |      |      |
| Andorfer-Lo, Clarissa | 14 | 3    | .14  | .00  | .00  | .00  | .00  | .00  | .00   | .07  | .43  | 100 | 200 | 66 | 0    | 0   | 0  | 66  | 0    | 0    |
| Afusia, Nikole        | 13 | 12   | .31  | .08  | .00  | .00  | .08  | .08  | .15   | .00  | .00  | 92  | 0   | 30 | 15   | 7   | 7  | 38  | 7    | 46   |
| Neuman, Brooke        | 9  | 6    | .22  | .00  | .00  | .00  | .33  | .11  | .22   | .00  | .11  | 66  | 11  | 22 | 22   | 33  | 11 | 22  | 11   | 22   |
| Nulliner, Michelle    | 28 | 25   | .29  | .00  | .00  | .04  | .11  | .32  | .11   | .07  | .43  | 89  | 42  | 28 | 10   | 10  | 32 | 39  | 14   | 10   |
| Lockwood, Annie       | 14 | 16   | .29  | .07  | .00  | .07  | .14  | .50  | .21   | .00  | .14  | 88  | 11  | 22 | 16   | 11  | 38 | 44  | 5    | 22   |
| Anderson, Lexi        | 12 | 9    | .17  | .00  | .00  | .00  | .17  | .25  | .00   | .00  | .08  | 81  | 9   | 18 | 0    | 18  | 27 | 18  | 9    | 27   |
| Rice, Sarah           | 7  | 8    | .00  | .00  | .00  | .00  | .00  | .00  | .14   | .00  | .00  | 100 | 0   | 0  | 12   | 0   | 0  | 0   | 62   | 25   |
| Lougheed, Dani Rae    | 5  | 7    | .00  | .00  | .00  | .00  | .20  | .20  | .00   | .00  | .00  | 87  | 0   | 0  | 0    | 12  | 12 | 0   | 25   | 50   |
| Elliott, Megan        | 2  | 3    | .00  | .00  | .00  | .00  | .00  | .50  | .00   | .00  | .00  | 100 | 0   | 0  | 0    | 0   | 33 | 0   | 66   | 0    |
| Totals                | 63 | 1626 | 8.43 | 1.43 | .10  | 1.37 | 4.10 | 4.21 | 6.40  | .92  | 6.84 | 82  | 21  | 26 | 20   | 13  | 13 | 45  | 20   | 21   |
| Opponents             | 63 | 1523 | 6.17 | .81  | .02  | 1.03 | 1.86 | 3.68 | 3.19  | .40  | 3.41 | 88  | 12  | 22 | 11   | 6   | 13 | 36  | 23   | 28   |

\* = average based on 100 plate appearances

(All games Sorted by Earned run avg)

| Player           | app | ip    | ip/app | w-l   | +ip | +h  | +r  | +er | +bb | +so | +2b | +3b | +hr | +bf  | +era | +fly | +gnd |
|------------------|-----|-------|--------|-------|-----|-----|-----|-----|-----|-----|-----|-----|-----|------|------|------|------|
| Bach, Hillary    | 43  | 244.2 | 5.2    | 30-9  | 7.0 | 6.8 | 3.2 | 2.9 | 1.5 | 4.4 | 0.8 | 0.0 | 1.1 | 30.0 | 2.86 | 6.6  | 9.2  |
| Ellsworth, Megan | 11  | 38.1  | 3.1    | 6-1   | 7.0 | 8.6 | 4.7 | 3.8 | 0.5 | 4.0 | 1.3 | 0.0 | 1.3 | 30.1 | 3.83 | 7.9  | 7.9  |
| Elliott, Megan   | 26  | 112.0 | 4.0    | 10-7  | 7.0 | 6.6 | 4.8 | 3.9 | 3.9 | 3.4 | 0.9 | 0.0 | 1.1 | 32.1 | 3.94 | 8.2  | 8.2  |
| Totals           | 63  | 395.0 | 6.0    | 46-17 | 7.0 | 6.9 | 3.8 | 3.3 | 2.1 | 4.1 | 0.9 | 0.0 | 1.2 | 30.6 | 3.26 | 7.2  | 8.8  |
| Opponents        | 63  | 374.1 | 5.2    | 17-46 | 7.0 | 9.9 | 8.1 | 6.8 | 4.8 | 5.0 | 1.7 | 0.1 | 1.6 | 36.8 | 6.84 | 7.5  | 7.8  |

+ = average based on 7-inning game

Hitting minimums - 1 Games 30 AB

Pitching minimums - 1 Games

The Automated ScoreBook  
Season Game Highs for Bach, Hillary (as of May 25, 2009)  
(All games)

Batting

Fielding

|          |   |   |                                   |
|----------|---|---|-----------------------------------|
| Putouts: | 2 | - | at Oregon State (May 07, 2009)    |
| Assists: | 5 | - | South Dakota State (Mar 06, 2009) |
| Errors:  | 1 | - | vs Northwestern (Feb 20, 2009)    |
|          | 1 | - | Arizona (Apr 29, 2009)            |
|          | 1 | - | at Stanford (May 01, 2009)        |

Pitching

|                  |     |   |                                    |
|------------------|-----|---|------------------------------------|
| Innings pitched: | 7.0 | - | Penn State (Feb 07, 2009)          |
|                  | 7.0 | - | Illinois State (Feb 13, 2009)      |
|                  | 7.0 | - | Iowa (Feb 14, 2009)                |
|                  | 7.0 | - | vs Northwestern (Feb 20, 2009)     |
|                  | 7.0 | - | New Mexico State (Feb 28, 2009)    |
|                  | 7.0 | - | vs DePaul (Mar 13, 2009)           |
|                  | 7.0 | - | vs Notre Dame (Mar 15, 2009)       |
|                  | 7.0 | - | Long Beach State (Mar 21, 2009)    |
|                  | 7.0 | - | at UCLA (Apr 02, 2009)             |
|                  | 7.0 | - | Cal (Apr 17, 2009)                 |
|                  | 7.0 | - | Washington (Apr 22, 2009)          |
|                  | 7.0 | - | Arizona (Apr 29, 2009)             |
|                  | 7.0 | - | at Cal (May 03, 2009)              |
|                  | 7.0 | - | San Diego State (May 15, 2009)     |
|                  | 7.0 | - | Cal State Fullerton (May 16, 2009) |
|                  | 7.0 | - | LSU (May 17, 2009)                 |
|                  | 7.0 | - | at LSU (May 17, 2009)              |
|                  | 7.0 | - | North Dakota State (May 22, 2009)  |
| Runs allowed:    | 10  | - | at Arizona (Apr 10, 2009)          |
|                  | 10  | - | Arizona (Apr 29, 2009)             |
| Earned runs:     | 10  | - | at Arizona (Apr 10, 2009)          |
| Walks allowed:   | 4   | - | UCLA (Apr 26, 2009)                |
|                  | 4   | - | Arizona (Apr 29, 2009)             |
|                  | 4   | - | at Cal (May 03, 2009)              |
|                  | 4   | - | at Oregon State (May 07, 2009)     |
| Strikeouts:      | 10  | - | vs Northwestern (Feb 20, 2009)     |
| Hits allowed:    | 11  | - | Long Beach State (Mar 21, 2009)    |
|                  | 11  | - | at Arizona (Apr 10, 2009)          |
|                  | 11  | - | Cal (Apr 17, 2009)                 |
| Doubles allowed: | 3   | - | at Washington (Apr 05, 2009)       |
|                  | 3   | - | LSU (May 17, 2009)                 |
| Triples allowed: | 1   | - | Long Beach State (Mar 21, 2009)    |
| Homers allowed:  | 5   | - | at Arizona (Apr 10, 2009)          |
|                  | 5   | - | UCLA (Apr 26, 2009)                |
| Wild pitches:    | 2   | - | vs Nebraska (Mar 13, 2009)         |
| Hit batters:     | 3   | - | Long Beach State (Mar 20, 2009)    |

The Automated ScoreBook  
Season Game Highs for Cochran, Kaitlin (as of May 25, 2009)  
(All games)

Batting

|               |  |
|---------------|--|
| At bats:      | 4 - UTEP (Feb 08, 2009)                |
|               | 4 - vs Texas (Feb 21, 2009)            |
|               | 4 - vs Notre Dame (Mar 15, 2009)       |
|               | 4 - Long Beach State (Mar 20, 2009)    |
|               | 4 - at UCLA (Apr 02, 2009)             |
|               | 4 - at Arizona (Apr 10, 2009)          |
|               | 4 - Stanford (Apr 18, 2009)            |
|               | 4 - Cal State Fullerton (May 16, 2009) |
| Runs scored:  | 4 - South Alabama (Feb 27, 2009)       |
| Hits:         | 3 - vs Texas (Feb 21, 2009)            |
|               | 3 - vs Nebraska (Mar 13, 2009)         |
|               | 3 - Stanford (Apr 18, 2009)            |
| RBI's:        | 6 - Long Beach State (Mar 20, 2009)    |
| Doubles:      | 2 - vs Florida (Feb 19, 2009)          |
| Home runs:    | 2 - South Alabama (Feb 27, 2009)       |
| Total bases:  | 8 - South Alabama (Feb 27, 2009)       |
| Walks:        | 5 - UTC (Feb 13, 2009)                 |
| Strikeouts:   | 3 - vs UMass (Feb 22, 2009)            |
| Sac hits:     | 1 - at Cal (May 02, 2009)              |
| Sac flies:    | 1 - South Dakota State (Mar 08, 2009)  |
|               | 1 - at Oregon (May 09, 2009)           |
| Stolen bases: | 2 - UT-C (Feb 12, 2009)                |
|               | 2 - Kent State (Feb 14, 2009)          |
|               | 2 - Cal (Apr 17, 2009)                 |
| Hit by pitch: | 2 - at Oregon State (May 07, 2009)     |
| Runners LOB:  | 4 - at Oregon (May 08, 2009)           |

Fielding

|          |                                    |
|----------|------------------------------------|
| Putouts: | 5 - vs Florida (Feb 19, 2009)      |
| Assists: | 1 - UNLV (Apr 07, 2009)            |
|          | 1 - Stanford (Apr 18, 2009)        |
|          | 1 - UCLA (Apr 25, 2009)            |
|          | 1 - UCLA (Apr 26, 2009)            |
|          | 1 - at Oregon State (May 07, 2009) |
|          | 1 - at LSU (May 16, 2009)          |
| Errors:  | 1 - vs Oklahoma (Feb 20, 2009)     |

Pitching

The Automated ScoreBook  
Season Game Highs for Carlson, Caylyn (as of May 25, 2009)  
(All games)

Batting

|               |   |
|---------------|---|
| At bats:      | 4 - Central Florida (Feb 06, 2009)      |
|               | 4 - Kent State (Feb 14, 2009)           |
|               | 4 - vs Michigan (Mar 14, 2009)          |
|               | 4 - Long Beach State (Mar 20, 2009)     |
|               | 4 - at Cal (May 03, 2009)               |
| Runs scored:  | 2 - Cal State Bakersfiel (Feb 07, 2009) |
|               | 2 - Kent State (Feb 14, 2009)           |
|               | 2 - Oregon State (Mar 28, 2009)         |
| Hits:         | 2 - Central Florida (Feb 06, 2009)      |
|               | 2 - Portland State (Feb 06, 2009)       |
|               | 2 - Kent State (Feb 14, 2009)           |
|               | 2 - vs Texas (Feb 21, 2009)             |
|               | 2 - South Dakota State (Mar 07, 2009)   |
|               | 2 - vs Michigan (Mar 14, 2009)          |
|               | 2 - Oregon State (Mar 28, 2009)         |
| RBIs:         | 4 - vs Texas (Feb 21, 2009)             |
| Doubles:      | 1 - Central Florida (Feb 06, 2009)      |
|               | 1 - Kent State (Feb 14, 2009)           |
|               | 1 - New Mexico State (Feb 28, 2009)     |
|               | 1 - South Dakota State (Mar 07, 2009)   |
|               | 1 - Oregon State (Mar 28, 2009)         |
|               | 1 - Stanford (Apr 19, 2009)             |
| Home runs:    | 1 - Cal State Bakersfiel (Feb 07, 2009) |
|               | 1 - Illinois State (Feb 13, 2009)       |
|               | 1 - Kent State (Feb 14, 2009)           |
|               | 1 - vs Texas (Feb 21, 2009)             |
|               | 1 - Oregon State (Mar 28, 2009)         |
|               | 1 - UCLA (Apr 25, 2009)                 |
|               | 1 - UCLA (Apr 26, 2009)                 |
| Total bases:  | 6 - Kent State (Feb 14, 2009)           |
|               | 6 - Oregon State (Mar 28, 2009)         |
| Walks:        | 2 - UNLV (Apr 07, 2009)                 |
| Strikeouts:   | 2 - UTC (Feb 13, 2009)                  |
|               | 2 - vs Florida (Feb 19, 2009)           |
|               | 2 - Long Beach State (Mar 20, 2009)     |
|               | 2 - at Washington (Apr 04, 2009)        |
|               | 2 - at Arizona (Apr 10, 2009)           |
|               | 2 - at Oregon State (May 07, 2009)      |
| Sac flies:    | 1 - Portland State (Feb 06, 2009)       |
| Stolen bases: | 1 - Southern Utah (Mar 01, 2009)        |
| Runners LOB:  | 8 - Long Beach State (Mar 21, 2009)     |

Fielding

|          |                                  |
|----------|----------------------------------|
| Putouts: | 5 - at Oregon (May 08, 2009)     |
| Assists: | 4 - at Cal (May 03, 2009)        |
| Errors:  | 1 - vs New Mexico (Mar 12, 2009) |

Pitching

The Automated ScoreBook  
Season Game Highs for Mapes, Jessica (as of May 25, 2009)  
(All games)

Batting

|              |   |
|--------------|---|
| At bats:     | 4 - Cal State Bakersfiel (Feb 07, 2009) |
|              | 4 - UTEP (Feb 08, 2009)                 |
|              | 4 - Iowa (Feb 14, 2009)                 |
|              | 4 - vs Oklahoma (Feb 20, 2009)          |
|              | 4 - vs Texas (Feb 21, 2009)             |
|              | 4 - South Alabama (Feb 27, 2009)        |
|              | 4 - vs Nebraska (Mar 13, 2009)          |
|              | 4 - vs Michigan (Mar 14, 2009)          |
|              | 4 - vs Notre Dame (Mar 15, 2009)        |
|              | 4 - Long Beach State (Mar 21, 2009)     |
|              | 4 - Oregon (Mar 27, 2009)               |
|              | 4 - Oregon State (Mar 28, 2009)         |
|              | 4 - Oregon State (Mar 29, 2009)         |
|              | 4 - UNLV (Apr 07, 2009)                 |
|              | 4 - at Arizona (Apr 10, 2009)           |
|              | 4 - Washington (Apr 22, 2009)           |
|              | 4 - Arizona (Apr 29, 2009)              |
|              | 4 - at Oregon State (May 07, 2009)      |
|              | 4 - at Oregon (May 08, 2009)            |
|              | 4 - at Oregon (May 09, 2009)            |
|              | 4 - Cal State Fullerton (May 16, 2009)  |
|              | 4 - at LSU (May 17, 2009)               |
|              | 4 - North Dakota State (May 23, 2009)   |
| Runs scored: | 3 - Long Beach State (Mar 20, 2009)     |
|              | 3 - Oregon State (Mar 29, 2009)         |
| Hits:        | 3 - vs Oklahoma (Feb 20, 2009)          |
|              | 3 - Long Beach State (Mar 21, 2009)     |
|              | 3 - Oregon State (Mar 29, 2009)         |
| RBI's:       | 2 - Cal State Bakersfiel (Feb 07, 2009) |
|              | 2 - UT-C (Feb 12, 2009)                 |
|              | 2 - South Alabama (Feb 27, 2009)        |
|              | 2 - at Arizona (Apr 10, 2009)           |
| Doubles:     | 2 - South Alabama (Feb 27, 2009)        |
|              | 2 - at Oregon State (May 07, 2009)      |
| Triples:     | 1 - vs DePaul (Mar 13, 2009)            |
| Home runs:   | 1 - at Arizona (Apr 10, 2009)           |
| Total bases: | 4 - vs Oklahoma (Feb 20, 2009)          |
|              | 4 - South Alabama (Feb 27, 2009)        |
|              | 4 - vs DePaul (Mar 13, 2009)            |
|              | 4 - Long Beach State (Mar 21, 2009)     |
|              | 4 - at Arizona (Apr 10, 2009)           |
|              | 4 - at Oregon State (May 07, 2009)      |
| Walks:       | 2 - McNeese State (Feb 05, 2009)        |
|              | 2 - Cal (Apr 17, 2009)                  |
|              | 2 - LSU (May 17, 2009)                  |
|              | 2 - North Dakota State (May 22, 2009)   |
| Strikeouts:  | 2 - Utah State (Feb 27, 2009)           |
|              | 2 - Oregon (Mar 27, 2009)               |
|              | 2 - Stanford (Apr 18, 2009)             |
|              | 2 - at Arizona (Apr 11, 2009)           |

|                  |     |                                   |
|------------------|-----|-----------------------------------|
|                  | 2 - | at LSU (May 17, 2009)             |
| Sac hits:        | 1 - | Portland State (Feb 06, 2009)     |
|                  | 1 - | UT-C (Feb 12, 2009)               |
|                  | 1 - | Idaho State (Feb 15, 2009)        |
|                  | 1 - | Long Beach State (Mar 20, 2009)   |
|                  | 1 - | LSU (May 17, 2009)                |
| Stolen bases:    | 2 - | UT-C (Feb 12, 2009)               |
|                  | 2 - | Cal (Apr 17, 2009)                |
| Hit by pitch:    | 1 - | vs Florida (Feb 19, 2009)         |
|                  | 1 - | New Mexico State (Feb 28, 2009)   |
|                  | 1 - | vs New Mexico (Mar 12, 2009)      |
|                  | 1 - | Stanford (Apr 18, 2009)           |
| Caught stealing: | 1 - | vs New Mexico (Mar 12, 2009)      |
|                  | 1 - | North Dakota State (May 22, 2009) |
| Runners LOB:     | 6 - | at UCLA (Apr 02, 2009)            |

#### Fielding

|          |     |                                 |
|----------|-----|---------------------------------|
| Putouts: | 5 - | Long Beach State (Mar 21, 2009) |
| Assists: | 1 - | UTEP (Feb 08, 2009)             |

#### Pitching



The Automated ScoreBook  
Season Game Highs for Boyd, Katelyn (as of May 25, 2009)  
(All games)

Batting

|               |   |   |                                    |
|---------------|---|---|------------------------------------|
| At bats:      | 5 | - | McNeese State (Feb 05, 2009)       |
| Runs scored:  | 3 | - | South Alabama (Feb 27, 2009)       |
|               | 3 | - | Northern Colorado (Feb 28, 2009)   |
|               | 3 | - | vs Nebraska (Mar 13, 2009)         |
| Hits:         | 3 | - | McNeese State (Feb 05, 2009)       |
|               | 3 | - | vs Nebraska (Mar 13, 2009)         |
|               | 3 | - | Long Beach State (Mar 21, 2009)    |
| RBIs:         | 5 | - | vs Nebraska (Mar 13, 2009)         |
| Doubles:      | 2 | - | Portland State (Feb 06, 2009)      |
|               | 2 | - | vs Nebraska (Mar 13, 2009)         |
| Triples:      | 1 | - | vs Texas (Feb 21, 2009)            |
| Home runs:    | 1 | - | Illinois State (Feb 13, 2009)      |
|               | 1 | - | vs Oklahoma (Feb 20, 2009)         |
|               | 1 | - | South Alabama (Feb 27, 2009)       |
|               | 1 | - | vs New Mexico (Mar 12, 2009)       |
|               | 1 | - | vs Nebraska (Mar 13, 2009)         |
|               | 1 | - | Oregon State (Mar 28, 2009)        |
|               | 1 | - | UNLV (Apr 07, 2009)                |
|               | 1 | - | UNLV (Apr 07, 2009)                |
|               | 1 | - | Stanford (Apr 19, 2009)            |
|               | 1 | - | at LSU (May 17, 2009)              |
| Total bases:  | 8 | - | vs Nebraska (Mar 13, 2009)         |
| Walks:        | 2 | - | UTC (Feb 13, 2009)                 |
| Strikeouts:   | 2 | - | vs Michigan (Mar 14, 2009)         |
|               | 2 | - | at UCLA (Apr 02, 2009)             |
| Sac hits:     | 1 | - | UTC (Feb 13, 2009)                 |
|               | 1 | - | at Oregon (May 09, 2009)           |
| Sac flies:    | 1 | - | at Cal (May 02, 2009)              |
| Stolen bases: | 2 | - | UTC (Feb 13, 2009)                 |
|               | 2 | - | Southern Utah (Mar 01, 2009)       |
|               | 2 | - | Cal (Apr 17, 2009)                 |
| Hit by pitch: | 1 | - | UNLV (Apr 07, 2009)                |
|               | 1 | - | at Stanford (May 01, 2009)         |
| Runners LOB:  | 5 | - | Cal State Fullerton (May 16, 2009) |

Fielding

|          |   |   |                                 |
|----------|---|---|---------------------------------|
| Putouts: | 6 | - | San Diego State (May 15, 2009)  |
| Assists: | 7 | - | McNeese State (Feb 05, 2009)    |
| Errors:  | 1 | - | Idaho State (Feb 15, 2009)      |
|          | 1 | - | vs Florida (Feb 19, 2009)       |
|          | 1 | - | vs Texas (Feb 21, 2009)         |
|          | 1 | - | vs UMass (Feb 22, 2009)         |
|          | 1 | - | vs Notre Dame (Mar 15, 2009)    |
|          | 1 | - | Long Beach State (Mar 21, 2009) |
|          | 1 | - | UNLV (Apr 07, 2009)             |
|          | 1 | - | at Arizona (Apr 10, 2009)       |
|          | 1 | - | at Arizona (Apr 11, 2009)       |
|          | 1 | - | Arizona (Apr 29, 2009)          |
|          | 1 | - | San Diego State (May 15, 2009)  |

| 1 - LSU (May 17, 2009)

Pitching

The Automated ScoreBook  
Season Game Highs for Castillo, Kaylyn (as of May 25, 2009)  
(All games)

Batting

|               |   |   |                                     |
|---------------|---|---|-------------------------------------|
| At bats:      | 5 | - | UNLV (Apr 07, 2009)                 |
| Runs scored:  | 2 | - | at UCLA (Apr 02, 2009)              |
|               | 2 | - | UNLV (Apr 07, 2009)                 |
|               | 2 | - | at Arizona (Apr 10, 2009)           |
|               | 2 | - | Stanford (Apr 19, 2009)             |
| Hits:         | 3 | - | UTC (Feb 13, 2009)                  |
|               | 3 | - | vs Michigan (Mar 14, 2009)          |
|               | 3 | - | Oregon (Mar 27, 2009)               |
|               | 3 | - | at LSU (May 17, 2009)               |
| RBI's:        | 4 | - | Cal (Apr 17, 2009)                  |
| Doubles:      | 1 | - | Iowa (Feb 14, 2009)                 |
|               | 1 | - | vs DePaul (Mar 13, 2009)            |
|               | 1 | - | Oregon (Mar 27, 2009)               |
|               | 1 | - | at Arizona (Apr 10, 2009)           |
|               | 1 | - | Stanford (Apr 18, 2009)             |
|               | 1 | - | UCLA (Apr 25, 2009)                 |
|               | 1 | - | at Oregon (May 08, 2009)            |
| Home runs:    | 1 | - | Central Florida (Feb 06, 2009)      |
|               | 1 | - | Long Beach State (Mar 20, 2009)     |
|               | 1 | - | at UCLA (Apr 02, 2009)              |
|               | 1 | - | UNLV (Apr 07, 2009)                 |
|               | 1 | - | Cal (Apr 17, 2009)                  |
|               | 1 | - | Stanford (Apr 19, 2009)             |
| Total bases:  | 5 | - | Central Florida (Feb 06, 2009)      |
|               | 5 | - | at UCLA (Apr 02, 2009)              |
|               | 5 | - | UNLV (Apr 07, 2009)                 |
|               | 5 | - | Stanford (Apr 19, 2009)             |
| Walks:        | 1 | - | McNeese State (Feb 05, 2009)        |
|               | 1 | - | South Dakota State (Mar 07, 2009)   |
|               | 1 | - | at Arizona (Apr 11, 2009)           |
|               | 1 | - | Arizona (Apr 29, 2009)              |
|               | 1 | - | at Cal (May 03, 2009)               |
|               | 1 | - | San Diego State (May 15, 2009)      |
| Strikeouts:   | 3 | - | at Stanford (May 01, 2009)          |
| Sac hits:     | 1 | - | Central Florida (Feb 06, 2009)      |
| Sac flies:    | 1 | - | Washington (Apr 22, 2009)           |
|               | 1 | - | North Dakota State (May 22, 2009)   |
| Stolen bases: | 1 | - | Long Beach State (Mar 21, 2009)     |
| Hit by pitch: | 1 | - | South Alabama (Feb 27, 2009)        |
|               | 1 | - | North Dakota State (May 23, 2009)   |
| Runners LOB:  | 4 | - | Cal State Bakersfiel (Feb 07, 2009) |
|               | 4 | - | at Cal (May 03, 2009)               |

Fielding

|          |   |   |                                    |
|----------|---|---|------------------------------------|
| Putouts: | 9 | - | South Dakota State (Mar 07, 2009)  |
| Assists: | 2 | - | at Arizona (Apr 10, 2009)          |
|          | 2 | - | UCLA (Apr 26, 2009)                |
| Errors:  | 1 | - | South Dakota State (Mar 07, 2009)  |
|          | 1 | - | Cal State Fullerton (May 16, 2009) |

|               |   |   |                            |
|---------------|---|---|----------------------------|
| Passed balls: | 1 | - | Penn State (Feb 07, 2009)  |
|               | 1 | - | vs Oklahoma (Feb 20, 2009) |
|               | 1 | - | at Arizona (Apr 10, 2009)  |
|               | 1 | - | Washington (Apr 22, 2009)  |
|               | 1 | - | LSU (May 17, 2009)         |

Pitching

The Automated ScoreBook  
Season Game Highs for Donnenwirth, Krista (as of May 25, 2009)  
(All games)

Batting

|               |  |
|---------------|--|
| At bats:      | 4 - Penn State (Feb 07, 2009)          |
|               | 4 - New Mexico State (Feb 28, 2009)    |
|               | 4 - Oregon State (Mar 28, 2009)        |
|               | 4 - Oregon State (Mar 29, 2009)        |
|               | 4 - at UCLA (Apr 02, 2009)             |
|               | 4 - UNLV (Apr 07, 2009)                |
|               | 4 - Stanford (Apr 18, 2009)            |
|               | 4 - Arizona (Apr 29, 2009)             |
|               | 4 - at Oregon (May 08, 2009)           |
|               | 4 - LSU (May 17, 2009)                 |
|               | 4 - North Dakota State (May 23, 2009)  |
| Runs scored:  | 4 - UNLV (Apr 07, 2009)                |
| Hits:         | 3 - UNLV (Apr 07, 2009)                |
|               | 3 - Stanford (Apr 19, 2009)            |
|               | 3 - LSU (May 17, 2009)                 |
| RBI's:        | 4 - UNLV (Apr 07, 2009)                |
| Doubles:      | 1 - South Dakota State (Mar 06, 2009)  |
|               | 1 - South Dakota State (Mar 07, 2009)  |
|               | 1 - vs Michigan (Mar 14, 2009)         |
|               | 1 - Oregon State (Mar 28, 2009)        |
|               | 1 - Oregon State (Mar 29, 2009)        |
|               | 1 - UNLV (Apr 07, 2009)                |
|               | 1 - Stanford (Apr 19, 2009)            |
|               | 1 - Cal State Fullerton (May 16, 2009) |
| Home runs:    | 2 - UNLV (Apr 07, 2009)                |
| Total bases:  | 9 - UNLV (Apr 07, 2009)                |
| Walks:        | 3 - UTC (Feb 13, 2009)                 |
| Strikeouts:   | 2 - vs Florida (Feb 19, 2009)          |
|               | 2 - Washington (Apr 22, 2009)          |
| Sac hits:     | 1 - McNeese State (Feb 05, 2009)       |
|               | 1 - Cal State Fullerton (May 16, 2009) |
| Sac flies:    | 1 - McNeese State (Feb 05, 2009)       |
|               | 1 - vs Michigan (Mar 14, 2009)         |
|               | 1 - at LSU (May 17, 2009)              |
| Hit by pitch: | 1 - Kent State (Feb 14, 2009)          |
|               | 1 - vs Northwestern (Feb 20, 2009)     |
| Runners LOB:  | 5 - North Dakota State (May 23, 2009)  |

Fielding

|          |  |
|----------|--|
| Putouts: | 3 - Iowa (Feb 14, 2009)                |
|          | 3 - New Mexico State (Feb 28, 2009)    |
|          | 3 - vs Notre Dame (Mar 15, 2009)       |
|          | 3 - at Cal (May 02, 2009)              |
|          | 3 - San Diego State (May 15, 2009)     |
|          | 3 - Cal State Fullerton (May 16, 2009) |
| Assists: | 5 - San Diego State (May 15, 2009)     |
| Errors:  | 2 - Cal (Apr 17, 2009)                 |

Pitching

The Automated ScoreBook  
Season Game Highs for Rogers, Lesley (as of May 25, 2009)  
(All games)

Batting

|               |                                       |
|---------------|---------------------------------------|
| At bats:      | 4 - UTC (Feb 13, 2009)                |
|               | 4 - vs Oklahoma (Feb 20, 2009)        |
|               | 4 - South Alabama (Feb 27, 2009)      |
|               | 4 - vs Michigan (Mar 14, 2009)        |
|               | 4 - vs Notre Dame (Mar 15, 2009)      |
|               | 4 - at Arizona (Apr 10, 2009)         |
|               | 4 - Cal (Apr 17, 2009)                |
|               | 4 - Stanford (Apr 18, 2009)           |
|               | 4 - Arizona (Apr 29, 2009)            |
|               | 4 - at Oregon State (May 07, 2009)    |
|               | 4 - at Oregon (May 08, 2009)          |
| Runs scored:  | 3 - Long Beach State (Mar 21, 2009)   |
|               | 3 - Oregon State (Mar 28, 2009)       |
|               | 3 - UNLV (Apr 07, 2009)               |
| Hits:         | 3 - Long Beach State (Mar 20, 2009)   |
|               | 3 - Oregon State (Mar 28, 2009)       |
| RBI's:        | 3 - UTC (Feb 13, 2009)                |
| Doubles:      | 1 - vs Florida (Feb 19, 2009)         |
|               | 1 - vs Oklahoma (Feb 20, 2009)        |
|               | 1 - vs Notre Dame (Mar 15, 2009)      |
|               | 1 - Oregon State (Mar 28, 2009)       |
|               | 1 - at UCLA (Apr 02, 2009)            |
|               | 1 - at Washington (Apr 04, 2009)      |
|               | 1 - UNLV (Apr 07, 2009)               |
|               | 1 - Washington (Apr 22, 2009)         |
|               | 1 - at LSU (May 17, 2009)             |
|               | 1 - North Dakota State (May 22, 2009) |
| Triples:      | 1 - UTC (Feb 13, 2009)                |
|               | 1 - vs Michigan (Mar 14, 2009)        |
|               | 1 - Long Beach State (Mar 21, 2009)   |
| Home runs:    | 1 - UNLV (Apr 07, 2009)               |
|               | 1 - Stanford (Apr 18, 2009)           |
|               | 1 - North Dakota State (May 23, 2009) |
| Total bases:  | 6 - UNLV (Apr 07, 2009)               |
| Walks:        | 2 - McNeese State (Feb 05, 2009)      |
|               | 2 - Central Florida (Feb 06, 2009)    |
|               | 2 - vs Northwestern (Feb 20, 2009)    |
|               | 2 - South Dakota State (Mar 07, 2009) |
|               | 2 - Long Beach State (Mar 21, 2009)   |
|               | 2 - UNLV (Apr 07, 2009)               |
| Strikeouts:   | 3 - Penn State (Feb 07, 2009)         |
|               | 3 - at Arizona (Apr 10, 2009)         |
| Sac hits:     | 2 - at Cal (May 02, 2009)             |
|               | 2 - at Cal (May 03, 2009)             |
| Sac flies:    | 1 - McNeese State (Feb 05, 2009)      |
|               | 1 - Long Beach State (Mar 20, 2009)   |
|               | 1 - Long Beach State (Mar 21, 2009)   |
| Stolen bases: | 1 - vs Notre Dame (Mar 15, 2009)      |
|               | 1 - at UCLA (Apr 02, 2009)            |
|               | 1 - at Washington (Apr 05, 2009)      |

|               |                                     |
|---------------|-------------------------------------|
|               | 1 - UNLV (Apr 07, 2009)             |
|               | 1 - at Oregon (May 09, 2009)        |
| Hit by pitch: | 1 - New Mexico State (Feb 28, 2009) |
|               | 1 - Oregon State (Mar 29, 2009)     |
| Runners LOB:  | 6 - San Diego State (May 15, 2009)  |

#### Fielding

|          |                               |
|----------|-------------------------------|
| Putouts: | 3 - UCLA (Apr 26, 2009)       |
| Assists: | 1 - Utah State (Feb 27, 2009) |
|          | 1 - Stanford (Apr 18, 2009)   |
|          | 1 - UCLA (Apr 25, 2009)       |
|          | 1 - Arizona (Apr 29, 2009)    |
| Errors:  | 1 - vs Florida (Feb 19, 2009) |
|          | 1 - Stanford (Apr 19, 2009)   |
|          | 1 - Arizona (Apr 29, 2009)    |
|          | 1 - at Cal (May 03, 2009)     |

#### Pitching